

Obs	HEIGHT	WEIGHT	AGE	GENDER	SMOKES	ALCOHOL	EXERCISE	TRT	PULSE1	PULSE2	YEAR
1	173	57	18	2	2	1	2	2	86	88	93
2	179	58	19	2	2	1	2	1	82	150	93
3	167	62	18	2	2	1	1	1	96	176	93
4	195	84	18	1	2	1	1	2	71	73	93
5	173	64	18	2	2	1	3	2	90	88	93

The CONTENTS Procedure

Data Set Name	BIO.PULSE_STEP1	Observations	107
Member Type	DATA	Variables	11
Engine	V9	Indexes	0
Created	08/30/2015 18:19:54	Observation Length	88
Last Modified	08/30/2015 18:19:54	Deleted Observations	0
Protection		Compressed	NO
Data Set Type		Sorted	NO
Label			
Data Representation	WINDOWS_64		
Encoding	wlatin1 Western (Windows)		

Engine/Host Dependent Information	
Data Set Page Size	65536
Number of Data Set Pages	1
First Data Page	1
Max Obs per Page	743
Obs in First Data Page	107
Number of Data Set Repairs	0
ExtendObsCounter	YES
Filename	H:_Amy Docs\00 NewUF\00 All Constant Documents for Courses\MySASData\pulse_step1.sas7bdat
Release Created	9.0401M1
Host Created	X64_S08R2

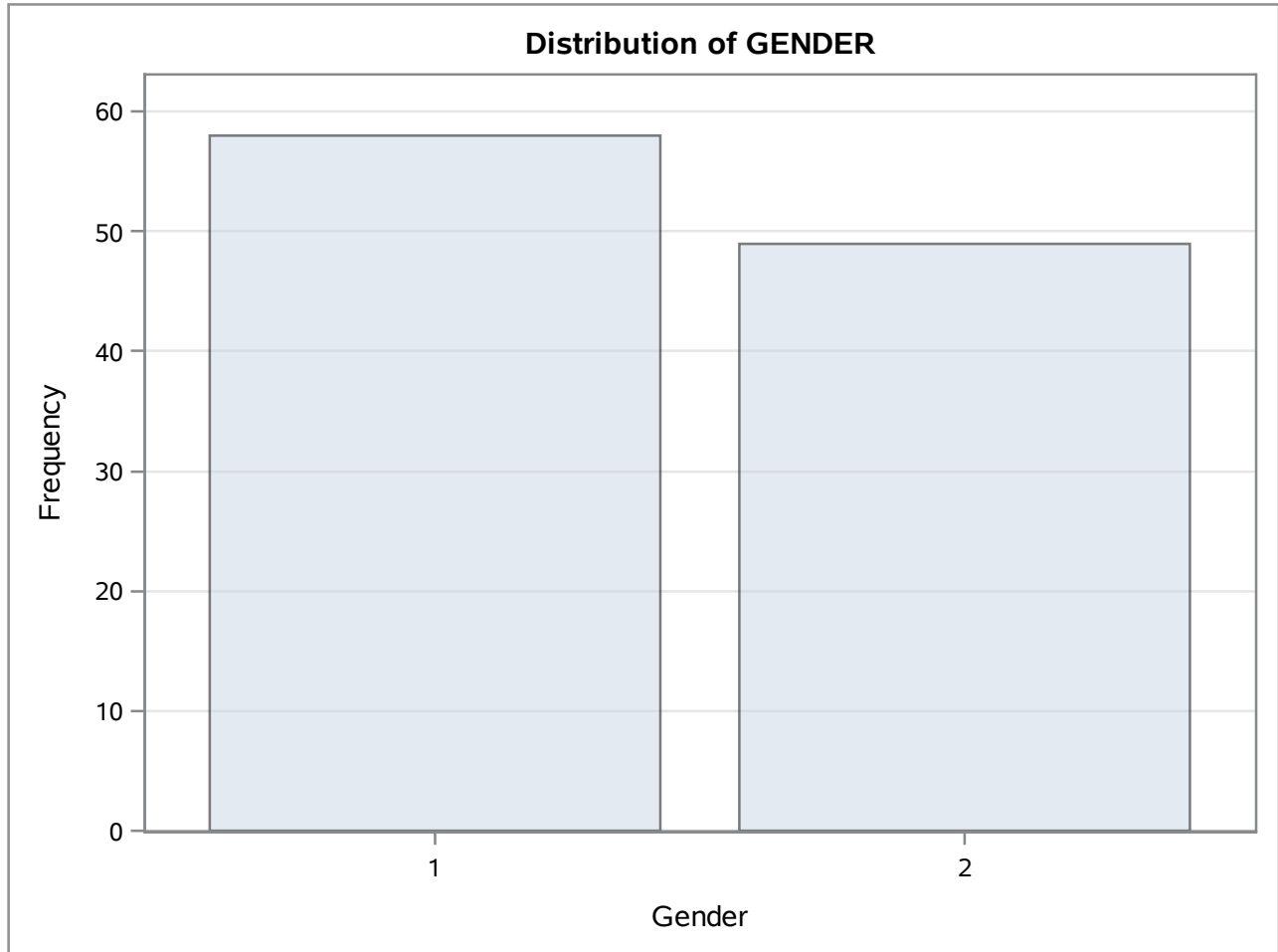
Variables in Creation Order						
#	Variable	Type	Len	Format	Informat	Label
1	HEIGHT	Num	8	BEST12.	BEST32.	Height (cm)
2	WEIGHT	Num	8	BEST12.	BEST32.	Weight (kg)
3	AGE	Num	8	BEST12.	BEST32.	Age (years)
4	GENDER	Num	8	BEST12.	BEST32.	Gender
5	SMOKES	Num	8	BEST12.	BEST32.	Regular smoker?
6	ALCOHOL	Num	8	BEST12.	BEST32.	Regular drinker?
7	EXERCISE	Num	8	BEST12.	BEST32.	Frequency of exercise
8	TRT	Num	8	BEST12.	BEST32.	Whether the student ran or sat
9	PULSE1	Num	8	BEST12.	BEST32.	First pulse measurement (bpm)
10	PULSE2	Num	8	BEST12.	BEST32.	Second pulse measurement (bpm)
11	YEAR	Num	8	BEST12.	BEST32.	Year of class

The FREQ Procedure

Gender				
GENDER	Frequency	Percent	Cumulative Frequency	Cumulative Percent
1	58	54.21	58	54.21
2	49	45.79	107	100.00

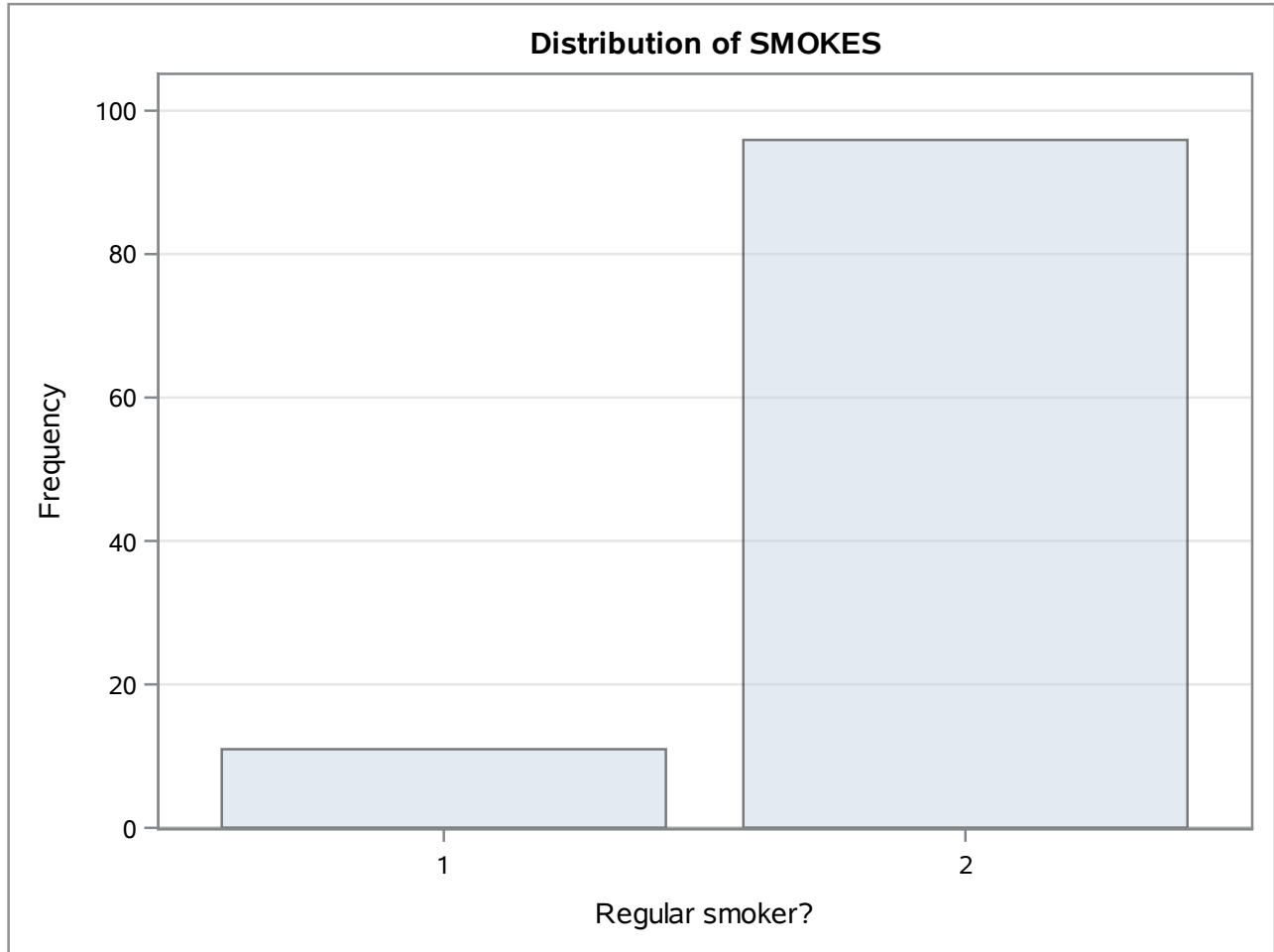
The FREQ Procedure

Gender				
GENDER	Frequency	Percent	Cumulative Frequency	Cumulative Percent
1	58	54.21	58	54.21
2	49	45.79	107	100.00



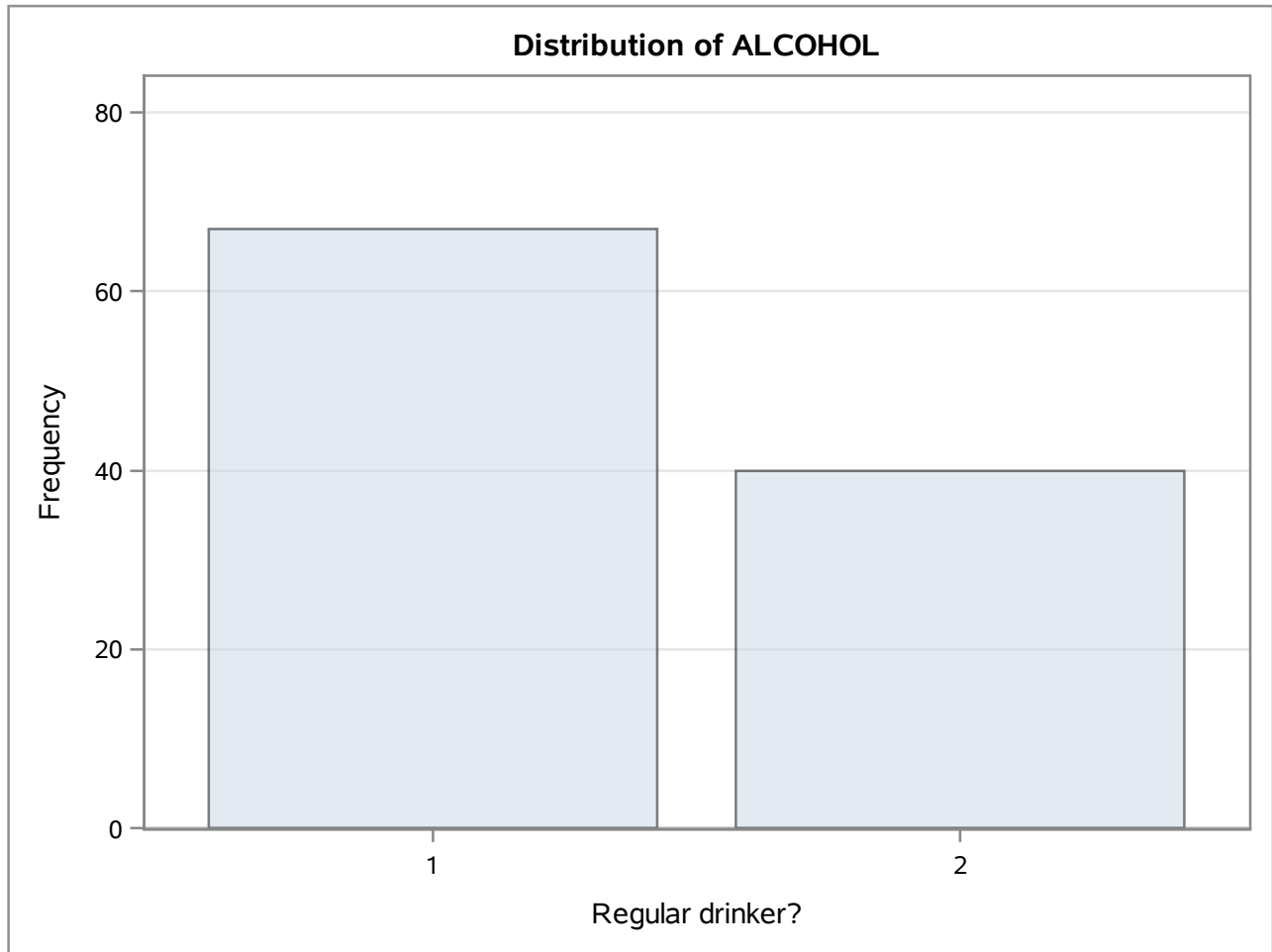
Regular smoker?				
SMOKES	Frequency	Percent	Cumulative Frequency	Cumulative Percent
1	11	10.28	11	10.28
2	96	89.72	107	100.00

The FREQ Procedure



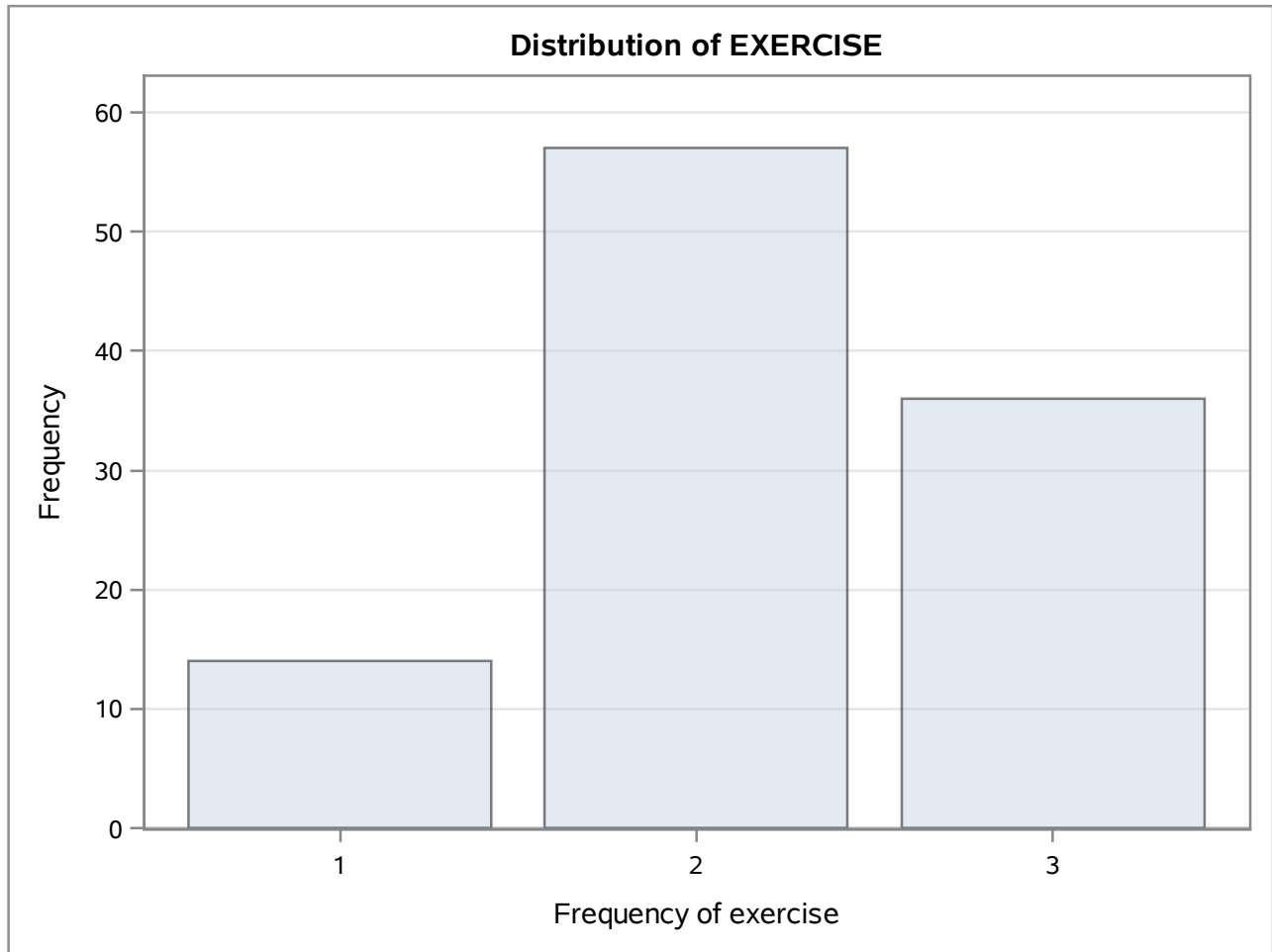
Regular drinker?				
ALCOHOL	Frequency	Percent	Cumulative Frequency	Cumulative Percent
1	67	62.62	67	62.62
2	40	37.38	107	100.00

The FREQ Procedure



Frequency of exercise				
EXERCISE	Frequency	Percent	Cumulative Frequency	Cumulative Percent
1	14	13.08	14	13.08
2	57	53.27	71	66.36
3	36	33.64	107	100.00

The FREQ Procedure



Whether the student ran or sat				
TRT	Frequency	Percent	Cumulative Frequency	Cumulative Percent
1	45	42.06	45	42.06
2	62	57.94	107	100.00

The FREQ Procedure

