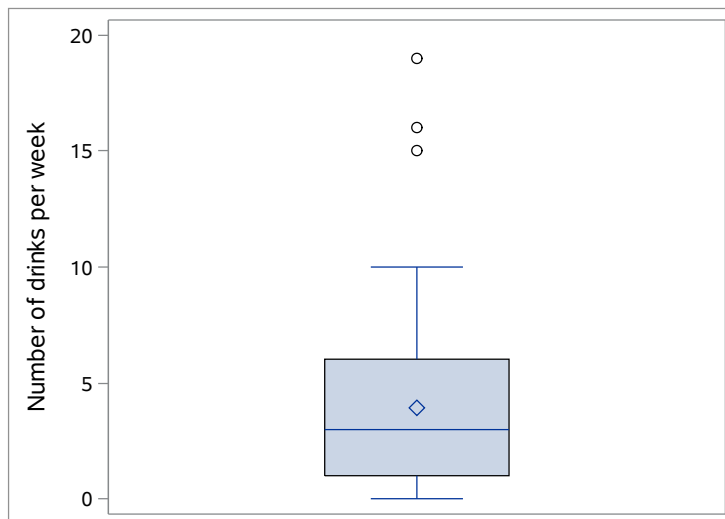
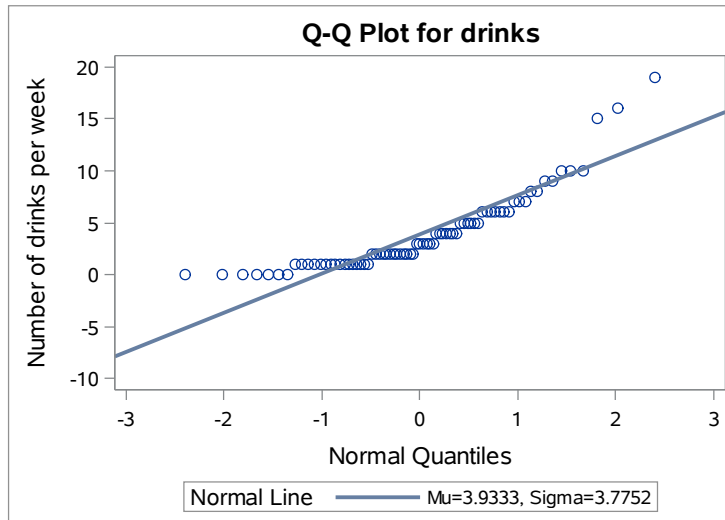
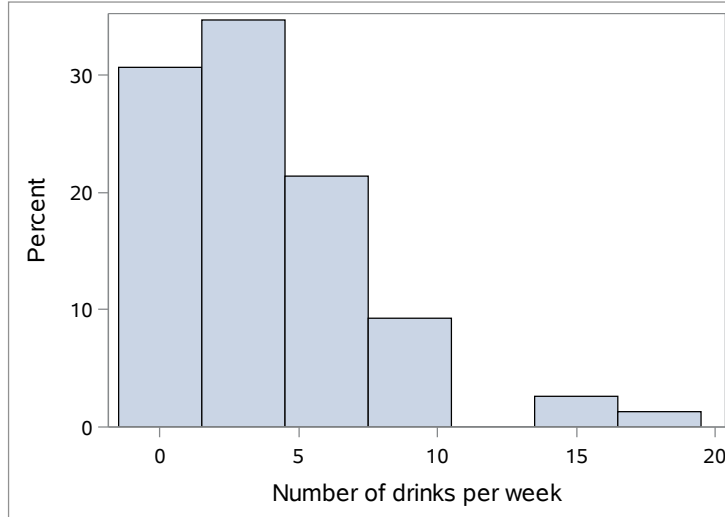


The SAS System

The MEANS Procedure

Analysis Variable : drinks Number of drinks per week								
Mean	Std Dev	Lower 95% CL for Mean	Upper 95% CL for Mean	Minimum	Lower Quartile	Median	Upper Quartile	Maximum
3.933	3.775	3.065	4.802	0.000	1.000	3.000	6.000	19.000



The SAS System

The TTEST Procedure

Variable: drinks (Number of drinks per week)

Variable: drinks (Number of drinks per week)

N	Mean	Std Dev	Std Err	Minimum	Maximum
75	3.9333	3.7752	0.4359	0	19.0000

Mean	95% CL Mean		Std Dev	95% CL Std Dev	
3.9333	3.0647	4.8019	3.7752	3.2528	4.4991

DF	t Value	Pr > t
74	-1.83	0.0717

