


Florida Department of Health Statewide Dental Performance Management Meeting

August 19-20, 2015



Edward F. Zapert, DMD

- State Executive Dental Director
- (850) 245-4328



- Public Health Dental Program Administrator (vacant)
- (850) 245-4476



Phil Bilger, DDS

- Public Health Dental Program Dentist Consultant



Christina M. Vracar, DA, MPH

- Acting Program Administrator
- Government Operations Consultant III
- (850) 245-4444 x 2823




Sean Isaac, MPH

- Senior Health Services Analyst
- (850) 245-4444 x 2820



Mary Weaver, DrPH, RPhT, CPhT

- Senior Health Services Analyst
- (850) 245-4444 x 2824



Shannon Harp

- Operations Analyst II
- (850) 245-4444 x 3220



Jennifer Wahby, MPH Candidate

- Senior Health Services Analyst
- (850) 245-4444 x 2821

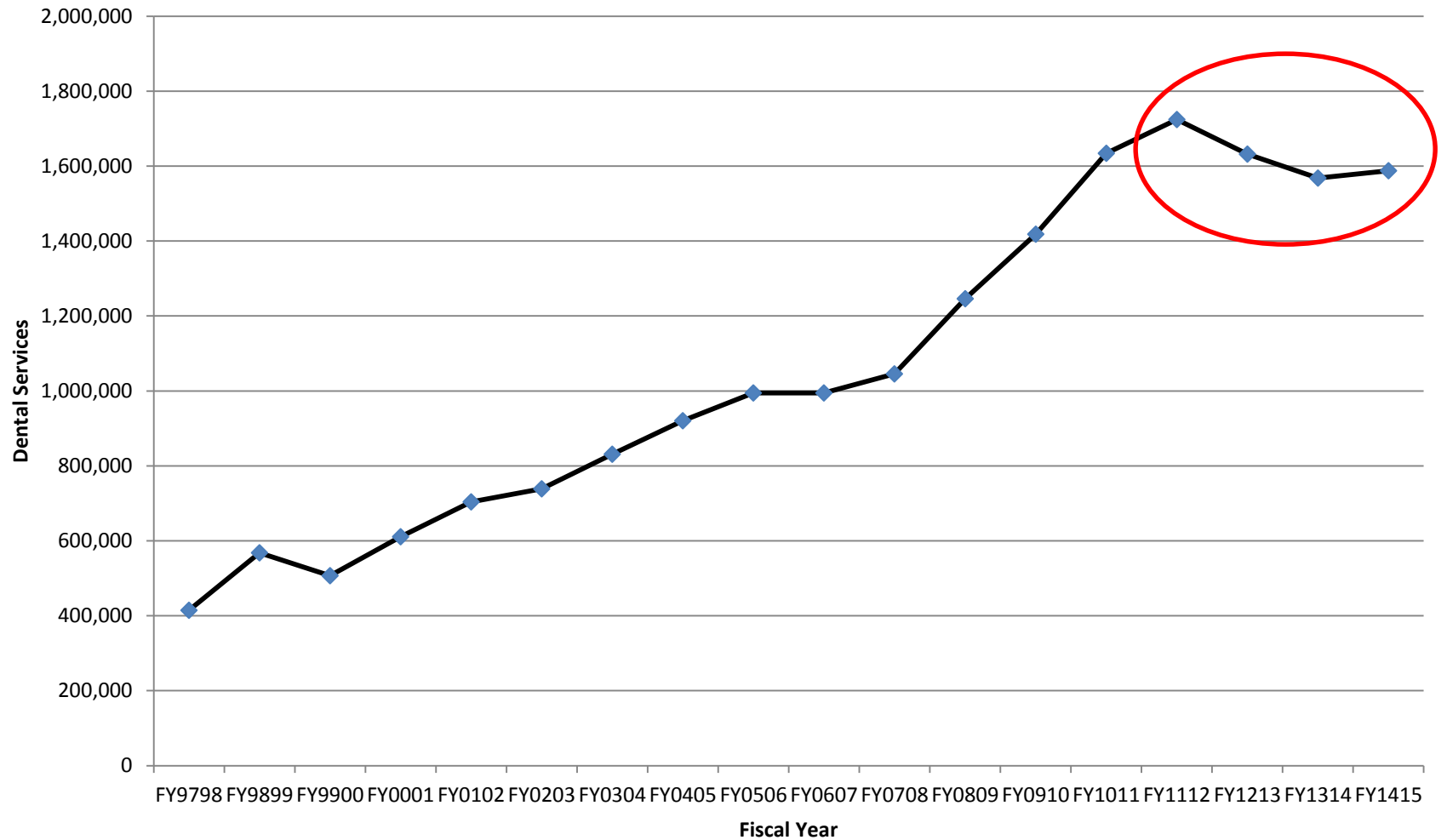


- Staff Assistant (Vacant)
- (850) 245-4333

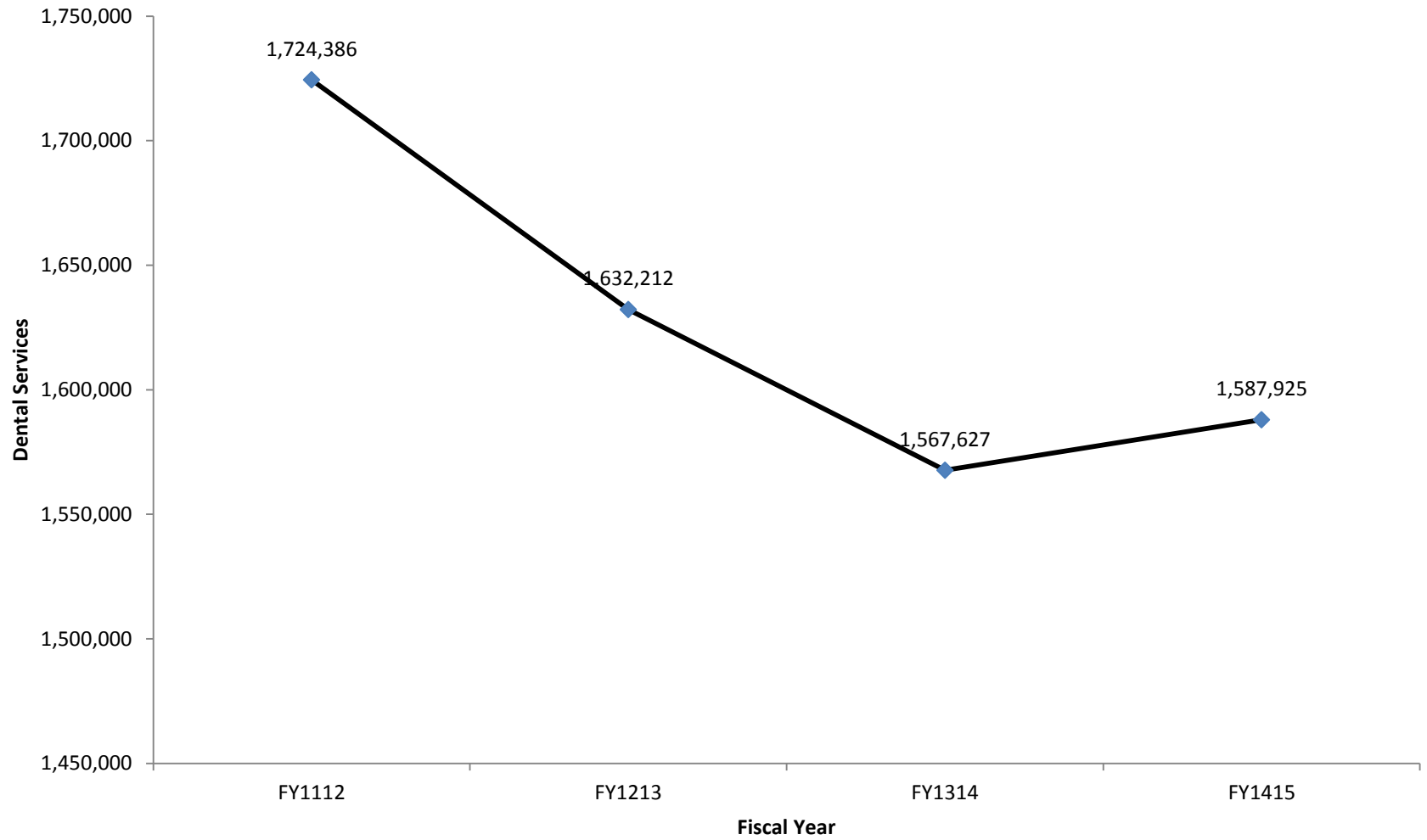


CHD Dental Services

1997-2015

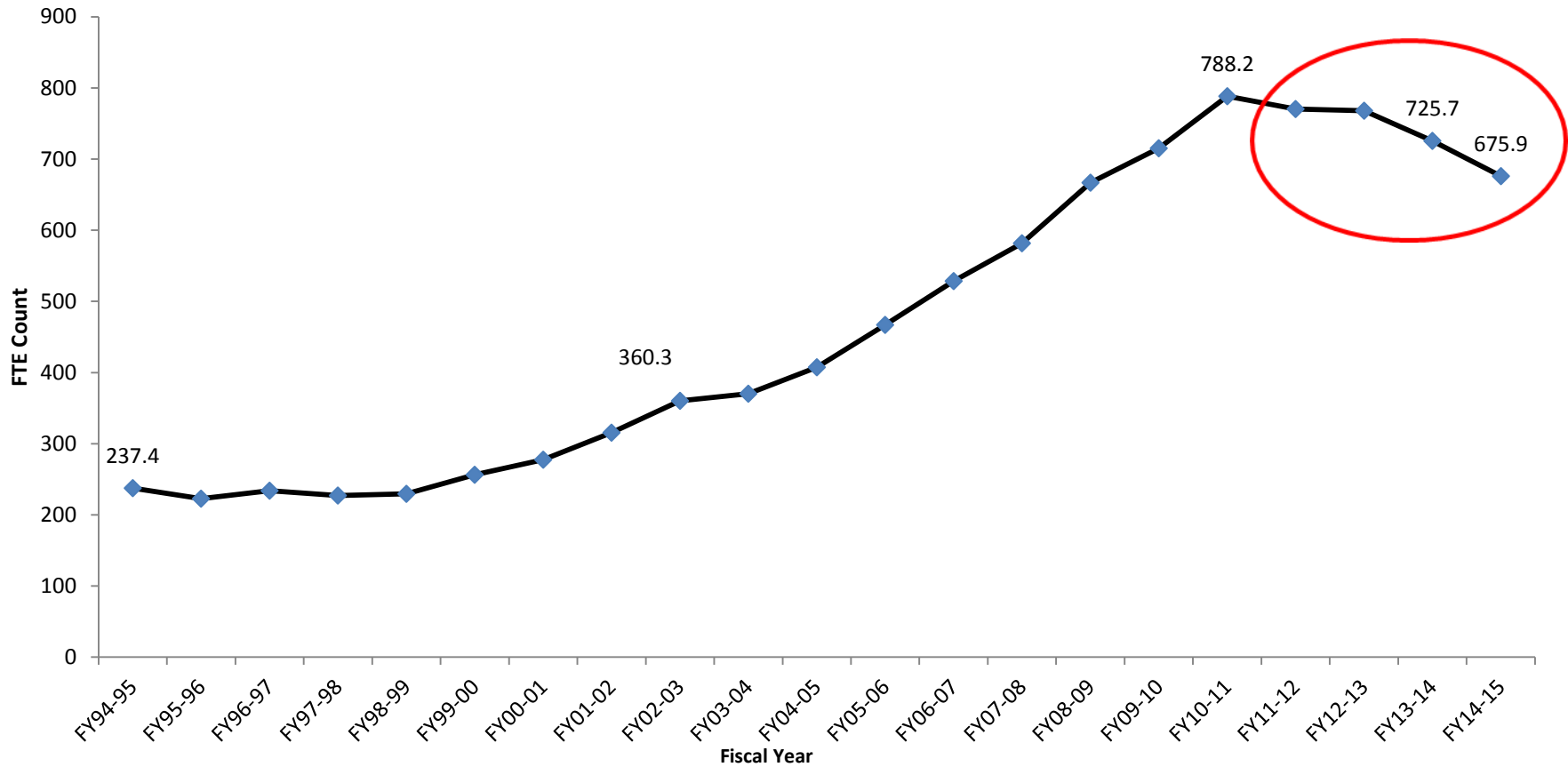


CHD Dental Services 2011-2015



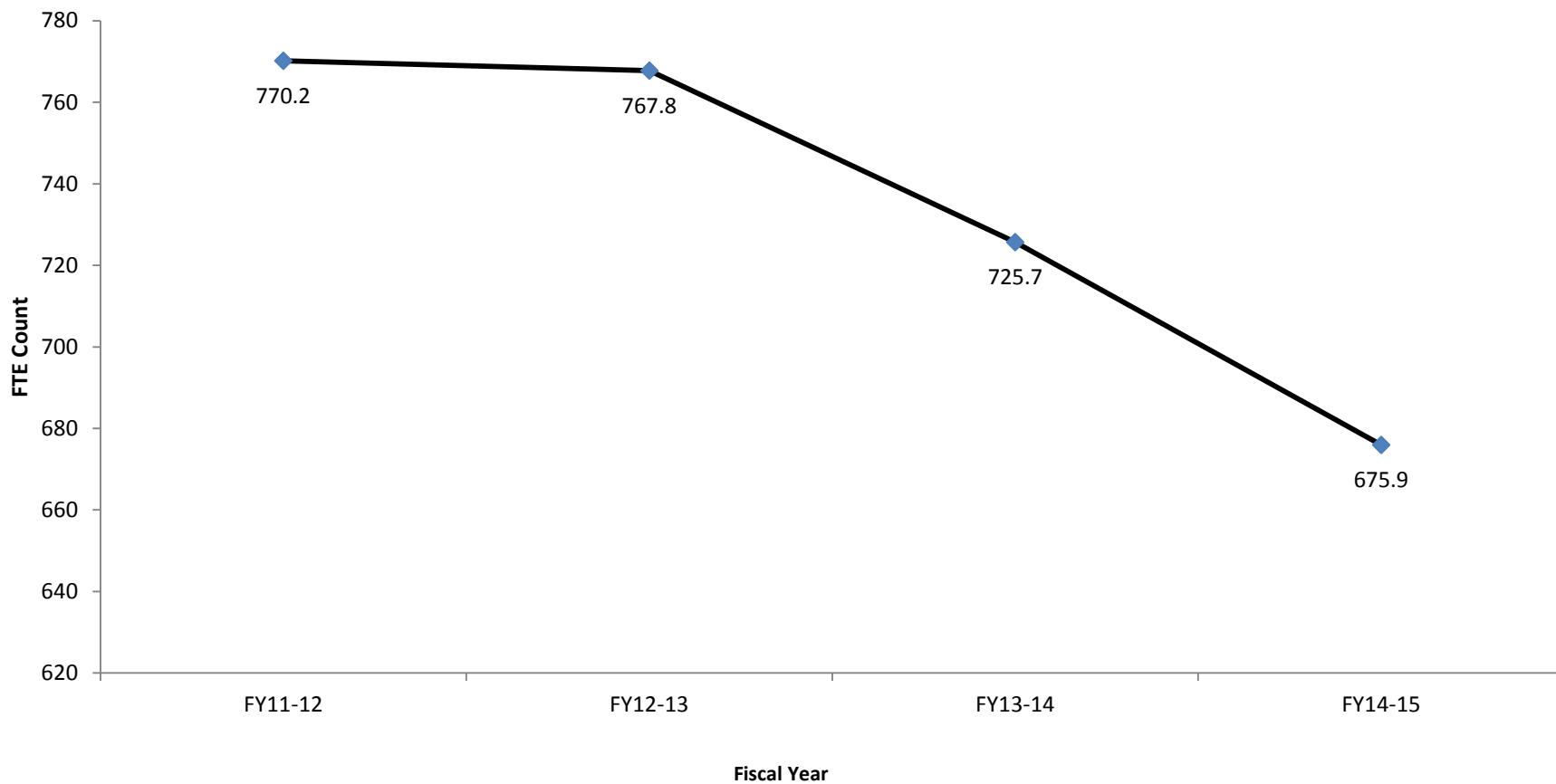
State of Florida
Local Health Department
Dental Health FTE Count

Source: FDOH - Contract Management Trend Report/Export System



**State of Florida
Local Health Department
Dental Health FTE Count**

Source: FDOH - Contract Management Trend Report/Export System



CHD Cost per Service



CHD Cost per Client



CHD Cost per Visit



Counties Reporting the use of EOHR

Source: Sustainability Survey 2015

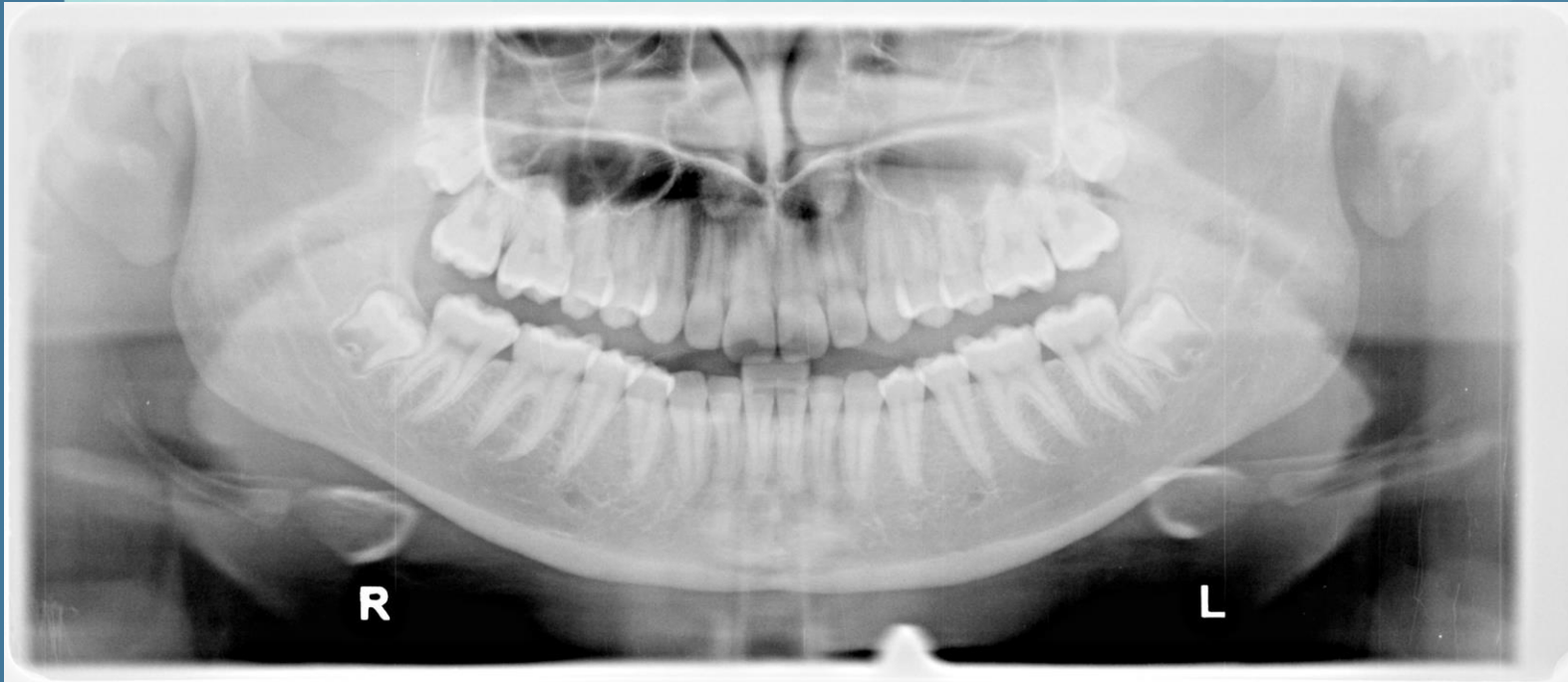
Count	County
1	Alachua
2	Bay
3	Citrus
4	DeSoto
5	Duval
6	Flagler
7	Franklin
8	Gulf
9	Hernando
10	Holmes
11	Indian River
12	Jackson
13	Leon
14	Levy
15	Miami-Dade
16	Nassau
17	Okaloosa
18	Pasco
19	Pinellas
20	Polk
21	Putnam
22	Sarasota
23	Seminole
24	St. Johns
25	St. Lucie
26	Taylor
27	Walton

EOHR Facts

- 27 counties report use of EOHR
 - 21 of these counties are in the Black
 - 6 of these counties are in the Red



Digital X-rays



The State of Children's Dental Health: Making Coverage Matter

Florida



2011 GRADE

Florida meets two of the eight policy benchmarks for strengthening children's dental health. Florida was the worst performer with regard to ensuring low-income children's access to care. Fewer than one in three Medicaid-enrolled kids received any dental services. During 2010, newspaper articles highlighted several challenges, such as the number of Florida communities that lack fluoridated water¹ and the fact that 32 counties have no pediatric dentists who accept Medicaid.^{2,3}



Fast Forward.....

A fact sheet from



THE PEW CHARITABLE TRUSTS

| April 2015

States Stalled on Dental Sealants

Florida

Dental sealants are clear plastic coatings applied to cavity-prone permanent molars. Research shows that school-based sealant programs reduce tooth decay by 60 percent at one-third the cost of a filling. Florida's grade in 2014, a C-, is an improvement from a D in 2012, because the state submitted data to NOHSS for the first time. However, Florida received a "minus" because hygienists cannot bill Medicaid for placing sealants in schools.

C-

2014
Grade

2012 Grade: D

