



Data Action Team Update

Jill Boylston Herndon, PhD

ORAL HEALTH FLORIDA CONFERENCE

JULY 29, 2016

ORLANDO, FLORIDA

Acknowledgements/Membership

Oscar Arevalo, DDS	Miami Children's Hospital	Tami Miller, RDH, BS	OHF Chair - FDHA Executive Director
Lilli Copp, BSW	Head Start State Collaboration Office Director	Joleyn McClemens, RDH, BS, PDHC	Educator, Waterpik Inc.
Judith Corbin, RDH, BSDH	Florida Department of Health	Karen Pesce, RN	Executive Director, MORE HEALTH
Denise Curtis, DDS, MPH, DHSc	Assistant Professor, University of West Florida	Ghasi S. Phillips, ScD, MS	Senior MCH Epidemiologist, CDC MCH Epi Assignee, MCH Practice & Analysis Unit
Beth Genho, DDS	Pasco County Health Department	Ann Papadelias, BS	Program Manager, CHIN Escambia & Santa Rosa
Susan Gorman, RDH, MS Ed	Dental Outreach Program Coordinator, University of Florida College of Dentistry	Darlene Pourcillie	Florida Department of Health-Okaloosa
Tara Hackney	Florida Department of Health	Concepaon Robledo, MD	St John's County Health Department
Kim Herremans, RDH, MS	Greater Tampa Oral Health Coalition	Armando Sanchez, DMD	Florida Community Health Centers, Inc.
Abigail Holicky, MPH	Florida Department of Health	Scott Tomar, DMD, DrPH	Professor, University of Florida, College of Dentistry
Karen Hodge, RDH, BASDH	Florida Department of Health	Christina Vracar, MPH	Florida Department of Health
Deepthi Janga, BDS, MPH			

- **Special thanks to Zona Gale for keeping the Results Scorecard and websites up to date!!!**
 - **New members are welcome!!!**

Summary of Activities

- ❖ Updated Roadmap Indicators
- ❖ Updated OHF Data and Data Action Team Web Pages
- ❖ Participated in Collaborations on Other State Initiatives
 - Several DAT members participated on the Florida Department of Health AMCHP Learning Collaborative Team (led by **Abby Holicky and Christina Vracar**): 1 of 5 teams selected to participate in the Association of Maternal & Child Health Programs ROI Analytic Action Learning Collaborative
- ❖ Created Early Head Start/Head Start Subcommittee

Roadmap Indicator Updates

❖ Indicators

CMS EPSDT (Form 416) Data (updated through FFY 2015)

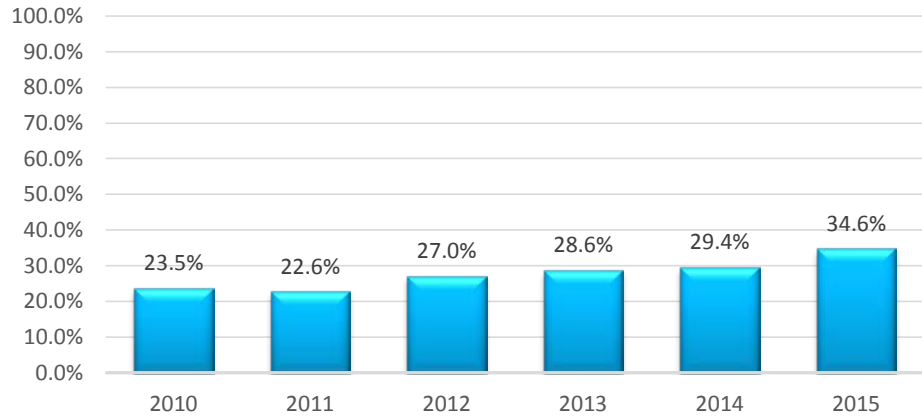
- 1.1a. Percentage of Medicaid/CHIP Eligible Children Enrolled at Least 90 Days Receiving **(1) Any Dental Services, (2) Any Oral Health Services Provided by a Non-Dentist Provider, and (3) Any Dental OR Oral Health Services**
- 1.1b. Percentage of Medicaid/CHIP Eligible Children Enrolled at Least 90 Days Receiving **Preventive Dental Services**
- 1.3b. Percentage of Medicaid/CHIP Eligible Children Enrolled at Least 90 Days Receiving a **Sealant on A Permanent Molar Tooth (6-9 Years and 10-14 years)**

AHCA Discharge Data (updated through CY 2014) – **thanks to Dr. Tomar!**

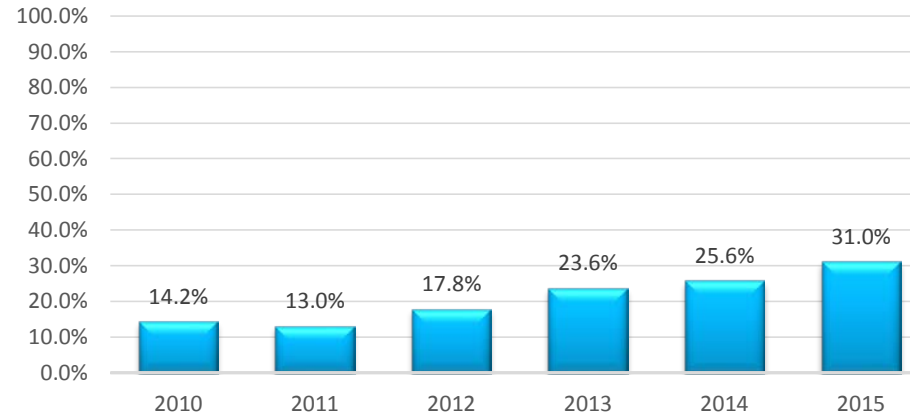
- 1.2a. Total **Emergency Department Charges** for Ambulatory Oral Health Conditions
- 1.2b. Total **Emergency Department Visits** for Ambulatory Oral Health Conditions

CMS EPSDT Data

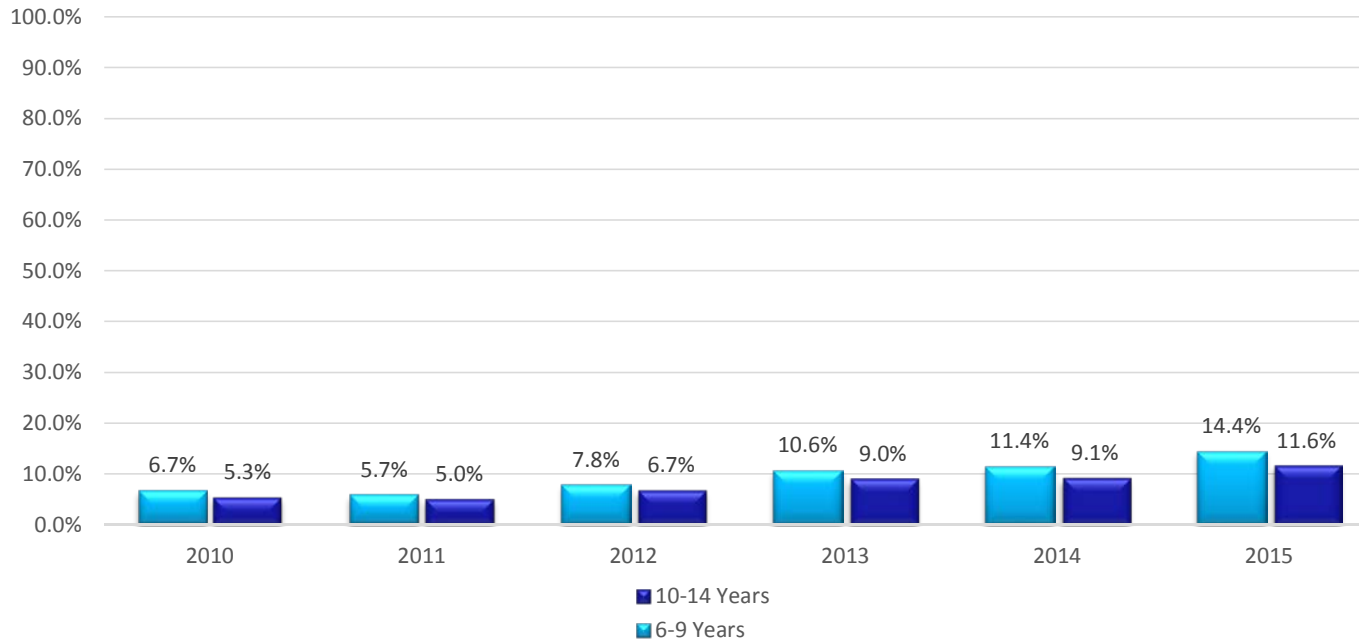
Any Dental Services, All Ages (0-20 Years)



Preventive Dental Services, All Ages (0-20 Years)

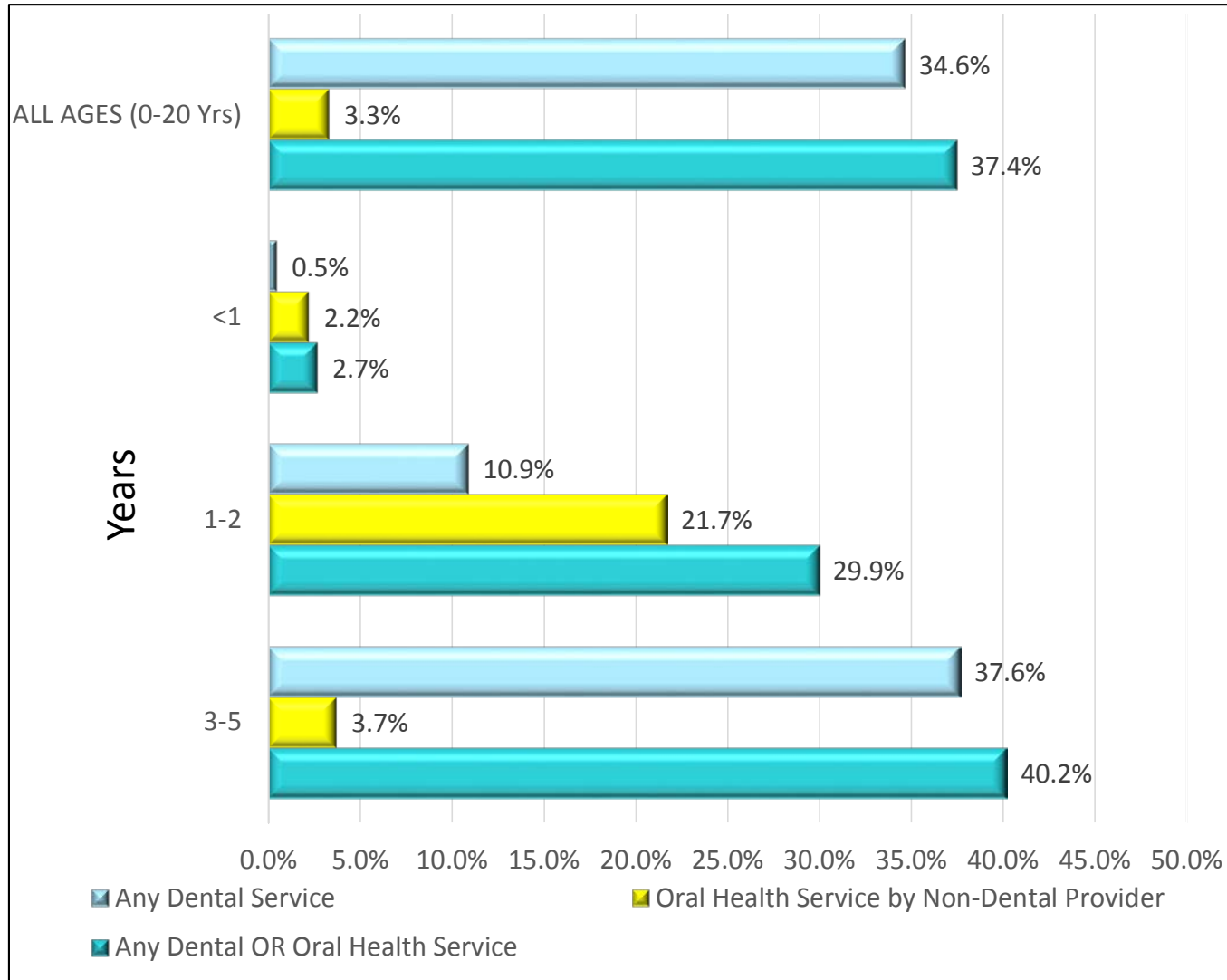


Sealants on Permanent Molars, by Age Group



Data Source: Annual EPSDT Participation Report; Form CMS-416
Available from: <https://www.medicaid.gov/Medicaid-CHIP-Program-Information/By-Topics/Benefits/Early-and-Periodic-Screening-Diagnostic-and-Treatment.html>
Analyzed by: Jill Boylston Herndon, PhD

Percentage of Eligibles Enrolled for at least 90 days Receiving:
 (1) Any Dental Service, (2) Oral Health Service by Non-Dental Providers and
 (3) Any Dental OR Oral Health Service, Select Ages, FFY 2015



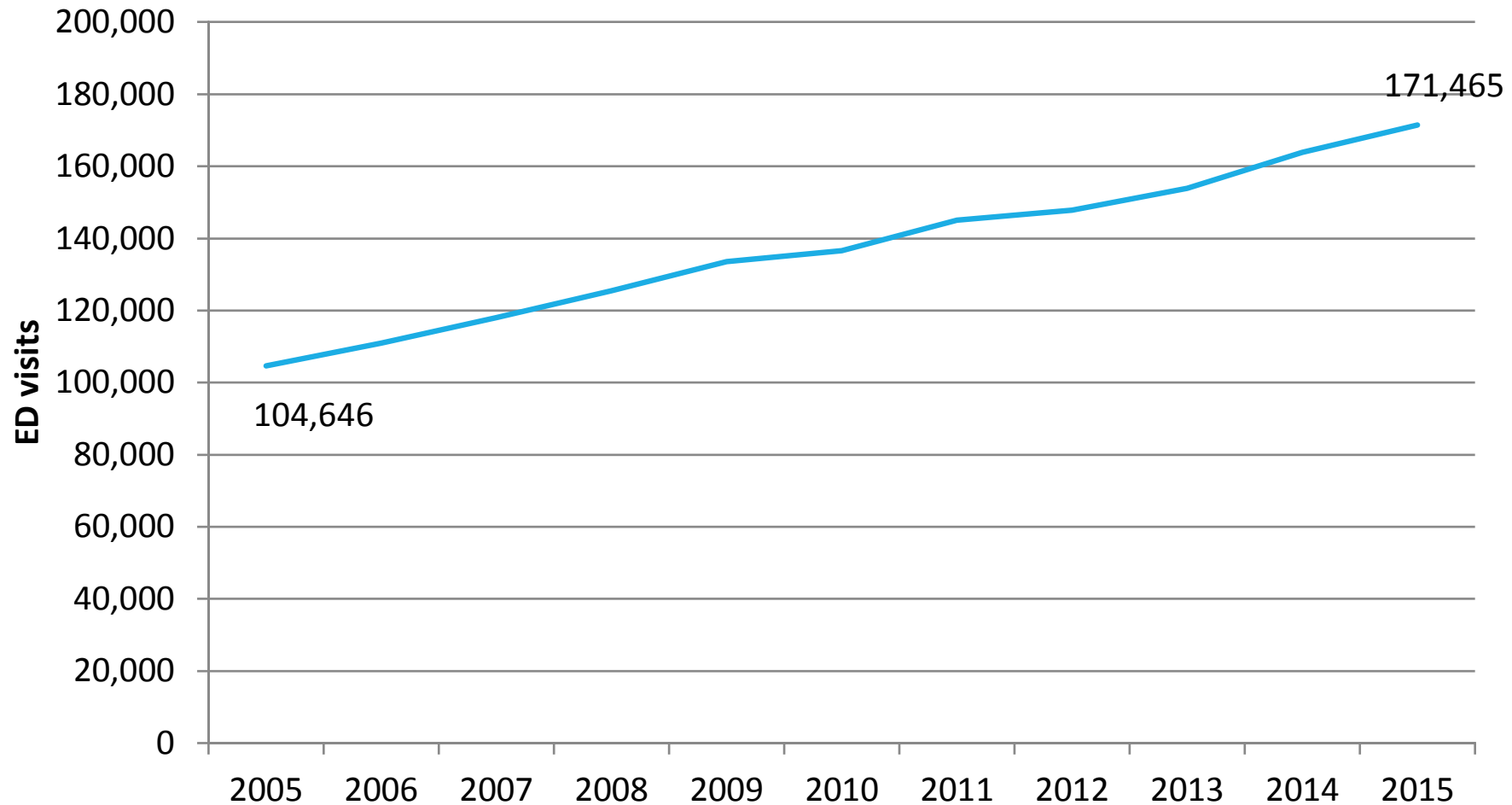
“Oral health” services had the largest impact on children <5 years old, particularly 1-2 year olds. This is primarily due to early childhood caries preventive services provided by medical primary care providers.
 Talk to **Dr. Catalanotto** for more information about these services!

“Dental services” refers to services provided by or under the supervision of a dentist. Supervision is a spectrum and includes, for example, direct, indirect, general, collaborative or public health supervision as provided in the state’s dental practice act.
“Oral health services” refers to services provided by any qualified health care practitioner or by a dental professional who is neither a dentist nor providing services under the supervision of a dentist.
From: Instructions for Form CMS-416 Annual EPSDT Participation Report (<http://medicaid.gov/medicaid-chip-program-information/by-topics/benefits/downloads/cms-416-instructions.pdf>)

Data Source: Annual EPSDT Participation Report; Form CMS-416
Available from: <https://www.medicare.gov/Medicare-CHIP-Program-Information/By-Topics/Benefits/Early-and-Periodic-Screening-Diagnostic-and-Treatment.html>
Analyzed by: Jill Boylston Herndon, PhD

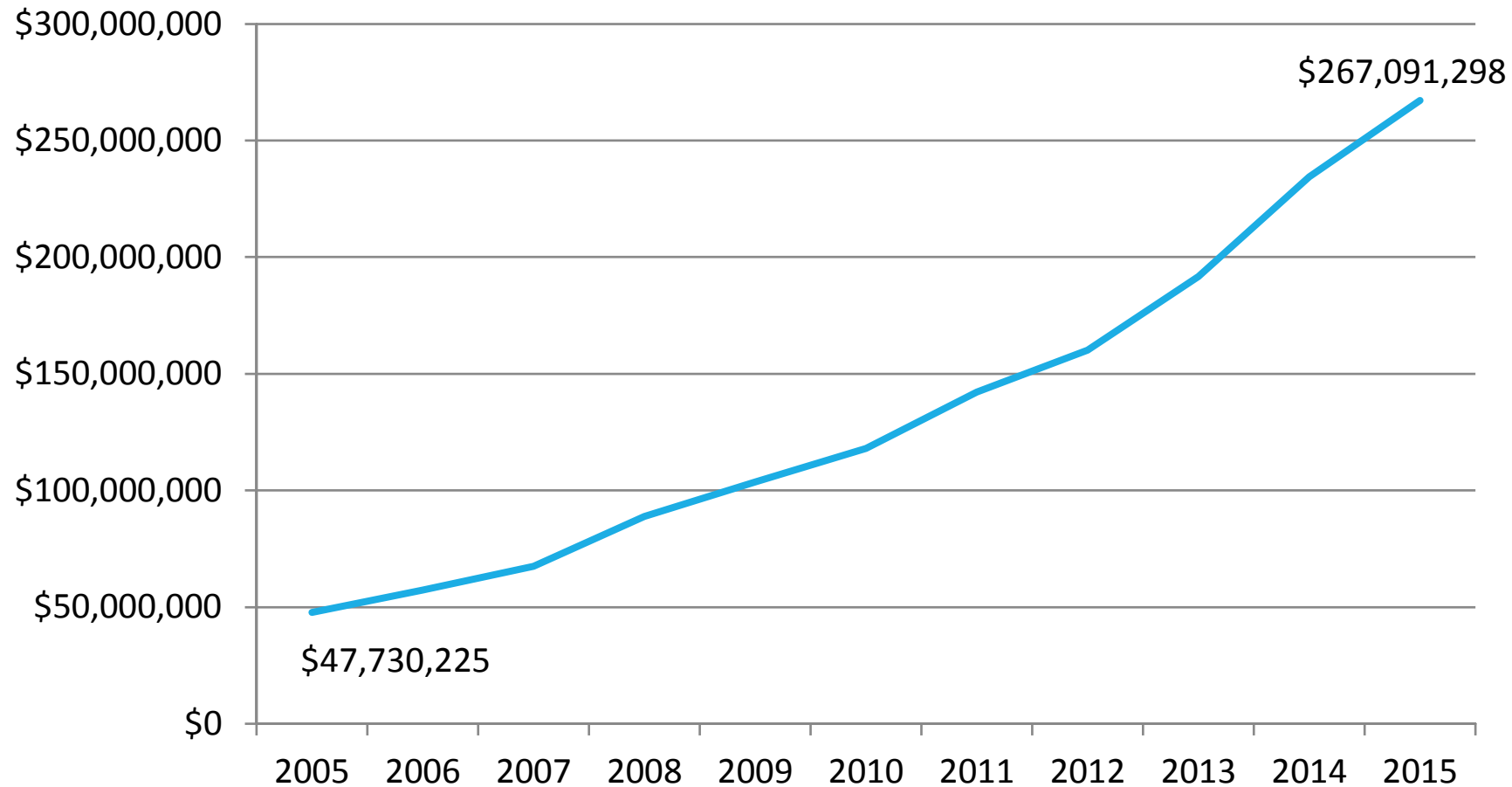
Florida ED Data

Number of dental-related ED visits Florida, 2005-2015



Data and graph provided by [Dr. Scott Tomar](#), who conducted an analysis of a limited data set supplied by FL AHCA. AHCA disclaims responsibility for any analysis, interpretations, or conclusions that may be created as a result of the limited data set.

Total charges for dental-related ED visits Florida, 2005-2015



Data and graph provided by [Dr. Scott Tomar](#), who conducted an analysis of a limited data set supplied by FL AHCA. AHCA disclaims responsibility for any analysis, interpretations, or conclusions that may be created as a result of the limited data set.

Roadmap Indicator Updates

❖ General Findings:

- Although Florida remains below the national average, the percentage of Medicaid-enrolled children in Florida receiving dental services has been increasing over time.
- Children in the oldest and youngest age cohorts have the lowest dental utilization rates.
- Receipt of oral health services provided by non-dental providers is highest among children 1-2 years old.
- Emergency department data indicate an increasing trend in dental-related visits and associated charges between 2005-2015.

❖ See Results Scorecard for detailed data:

<https://app.resultsscorecard.com/Scorecard/Embed/10982>

(Zona Gale will provide a demo after this presentation!)

Early Head Start/Head Start Subcommittee

Goal: To work with the Florida Head Start State Collaboration Office to identify opportunities to support Head Start grantees in their efforts to link children in low-income families to oral health services in their communities.

*Thanks to **Lilli Copp** for providing this opportunity and facilitating this effort!*

Web Page Updates

Thanks to Zona Gale!

Oral Health Florida HealthyMouth HealthyBody

Hosted by UFCOD

[Facebook](#) [Twitter](#) [YouTube](#) [Blog](#)

Search Our Site



Join Now



Membership ▾

Resources ▾

Oral Health

Local Coalitions

Action Teams ▾

Conferences ▾

Home

Resources

Data

For Consumers

For Providers

→ Data

National Organizations

Healthy People 2020

Contact Information

Email:
oralhealthflorida@gmail.com

Data

State Data

[Florida Health Finder](#)

[Oral Health Florida Roadmap Results Scorecard](#)

[Dental and Oral Healthcare Service Use in Florida Medicaid: CMS EPSDT Data, FFY 2010-FFY 2015 \(PDF\)](#)

[Oral Health Status of Florida's Early Head Start and Head Start Children 2014-2015 \(PDF\)](#)

[Oral Health Status of Florida's 3rd grade Children 2013-2014 \(PDF\)](#)

[School Sealant Program Data](#)

[State and County Dental-Related ED Use, CY 2014 \(PDF\)](#)

National Data

[Centers for Disease Control and Prevention: Division of Oral Health Data](#)

[Centers for Medicare and Medicaid Services Early and Periodic Screening, Diagnostic and Treatment \(EPSDT\) Data](#)

[National Institute of Dental and Craniofacial Research: Data and Statistics](#)

[Children's Use of Dental Care in Medicaid: Federal Fiscal Years 2000-2012 \(PDF\)](#)

Communication Action Team

→ Data Action Team

○ Data Action Team Archived Minutes

Fluoridation Action Team

○ Videos in Support of Community Water Fluoridation

Medical–Dental Action Team

Sealant Action Team

○ School Sealant Program Data

○ Florida SBSP–SBPP Master List

Senior Oral Health Action Team

Contact Information

Email:
oralhealthflorida@gmail.com

Data Action Team

Chair– Jill Herndon, PhD.
jill.herndon@keyanalyticsconsulting.com

Membership

[2016 Membership List \(PDF\)](#) 

Minutes

[March 18, 2016 Conference Call \(PDF\)](#) 

[November 12, 2015 Conference Call \(PDF\)](#) 

[August 21, 2015 Conference Call \(PDF\)](#) 

[July 28, 2015 Conference Call \(PDF\)](#) 

[May 18, 2015 Conference Call \(PDF\)](#) 

[February 18, 2015 Conference Call \(PDF\)](#) 

Data

[Oral Health Florida Data Page](#)

[Oral Health Florida Roadmap Results Scorecard](#)

Research and Information

[Oral Health Status of Florida's Early Head Start & Head Start Children 2014-2015 \(PDF\)](#) 

June 2016

[Oral Health Status of Florida's Third Grade Children 2013-2014 \(PDF\)](#) 

May 2016

[Florida Department of Health Dentist and Dental Hygienist Workforce Survey Reports](#)


March 2016

[Centers for Medicare and Medicaid Services: Medicaid Dental Care](#)

March 2016

[DDHS Dental and Oral Health Services in Medicaid and CHIP \(PDF\)](#) 

February 2016

[DDHS 2015 Annual Report on the Quality of Care for Children in Medicaid and CHIP \(PDF\)](#) 

February 2016

[DDHS 2015 Annual Report on the Quality of Care for Adults in Medicaid \(PDF\)](#) 

February 2016

[Oral Health Florida 2015 Conference Data Action Team Update \(PDF\)](#) 

August 2015

[Tomar SL. Oral Health Data-Alachua County 2011 \(PDF\)](#) 

February 2012

Thank you!

Jill Boylston Herndon

jill.herndon@keyanalyticsconsulting.com

