

---

# Reducing the Need for Emergency Room Dental Care

## *A Population Health Approach*

Greg Smith, MHSM, FACHE

Professional MS Health Care Informatics

Business Development



# The Starting Point

---

- Recognizing the Need
  - ❖ Community Health Needs Assessment – 2009
  - ❖ Community Discussions
  - ❖ Discussions with the Emergency Department and Case Management
  
- Metrics supporting the Need to Address Dental Care
  
- Understanding and Accepting the Need to Address Dental Issues

# Metrics supporting the Need to Address Dental Care

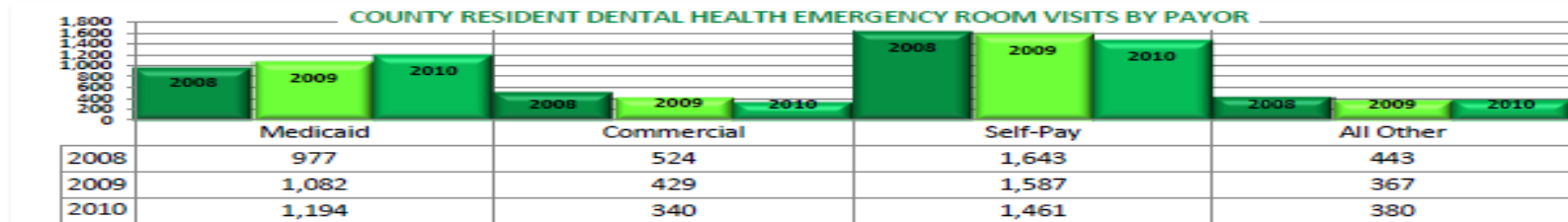
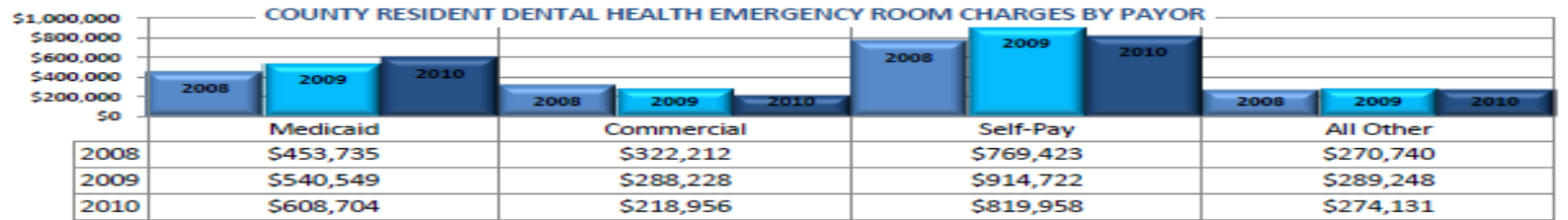
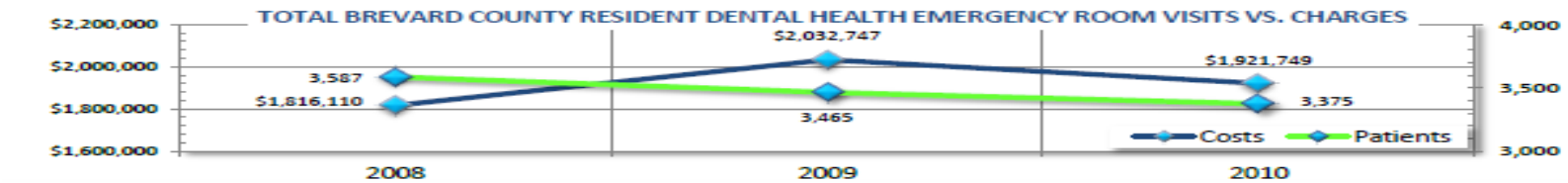


## ORAL HEALTH EMERGENCY ROOM SPENDING IN BREVARD COUNTY AN AVOIDABLE HEALTHCARE COST

### ORAL HEALTH EMERGENCY ROOM VISITS BY BREVARD COUNTY HOSPITAL: ALL PATIENTS

	2008	2009	2010
CAPE CANAVERAL HOSPITAL	380	300	299
HOLMES REGIONAL MEDICAL CENTER	787	794	718
PALM BAY HOSPITAL	713	754	753
PARRISH MEDICAL CENTER	995	956	966
WUESTHOFF MEDICAL CENTER – MELBOURNE	393	413	345
WUESTHOFF MEDICAL CENTER – ROCKLEDGE	435	371	395

### BREVARD COUNTY RESIDENT-SPECIFIC DATA:



	0-4			5-9			10-14			15-19		
Year	2008	2009	2010	2008	2009	2010	2008	2009	2010	2008	2009	2010
Visits	71	65	52	67	79	57	50	36	39	223	200	182

\*Source: The Health Council of Southeast Florida, on behalf of the Florida Public Health Institute, review of the past three years of emergency-room Ambulatory Care-Sensitive dental data submitted to the Florida Agency for Healthcare Administration (AHCA) Emergency Department Database.

# First Steps

---

- Florida Department of Health Brevard County
- Private Dentists
- Emergency Room

# Step It Up

---

- Agreement with Florida Department of Health Brevard County
  - ❖ 4+ hours per week
  - ❖ No set time or date but plugging into availability with existing services
  - ❖ Referral Form
  
- Brevard Health Alliance (FQHC)
  - ❖ Mobile Van for Dental Services outside of our Emergency Room
  - ❖ Case Manager in our Emergency Room
  
- Funding from other sources



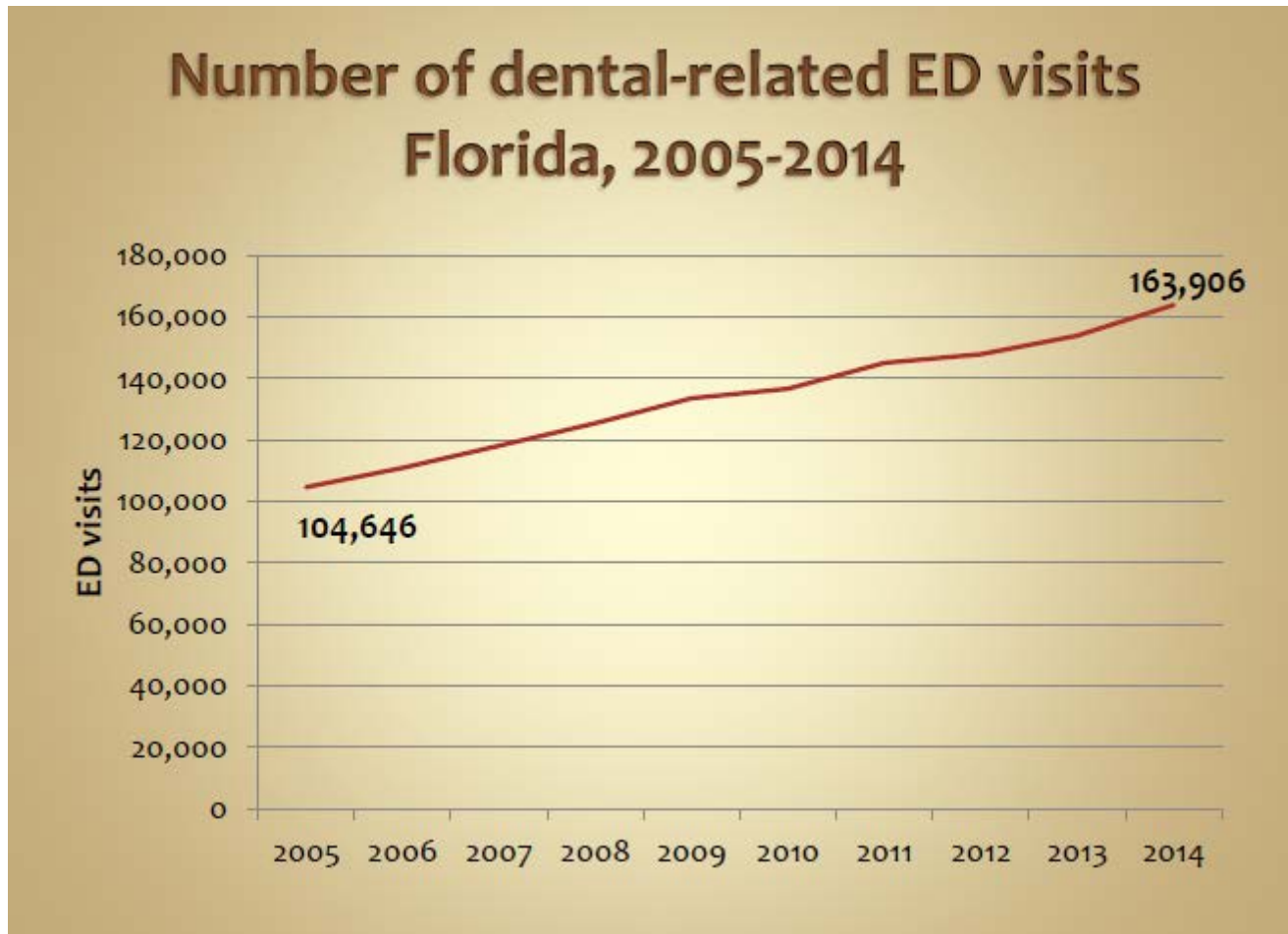
# Proactive Approach

---

- Spreadsheet on ER dental patients
- Referrals from Case Management for post hospital care
- Community Health Partnership Members making referrals
- Physician Practices making referrals
- Events – Dental Day

# State Statistics

---



Oral Health Florida Conference 2015: Trends in Dental-Related Use of Hospital Emergency Departments in Florida; Scott L. Tomar, DMD, DrPH

# Results

## AHCA DATA

Year	2008	2009	2010	2011	2012	2013	2014
ER Dental Visits	995	956	966	872	829	789	706

