



Florida's Oral Health Surveillance Projects

Presenters: Jennifer Wahby and Jasmine Bee

July 28, 2016



Older Adult Oral Health Surveillance



Jennifer Wahby, MPH
Senior Health Services Analyst, Public Health Dental Program

Collaborative Partnership



Funding Source

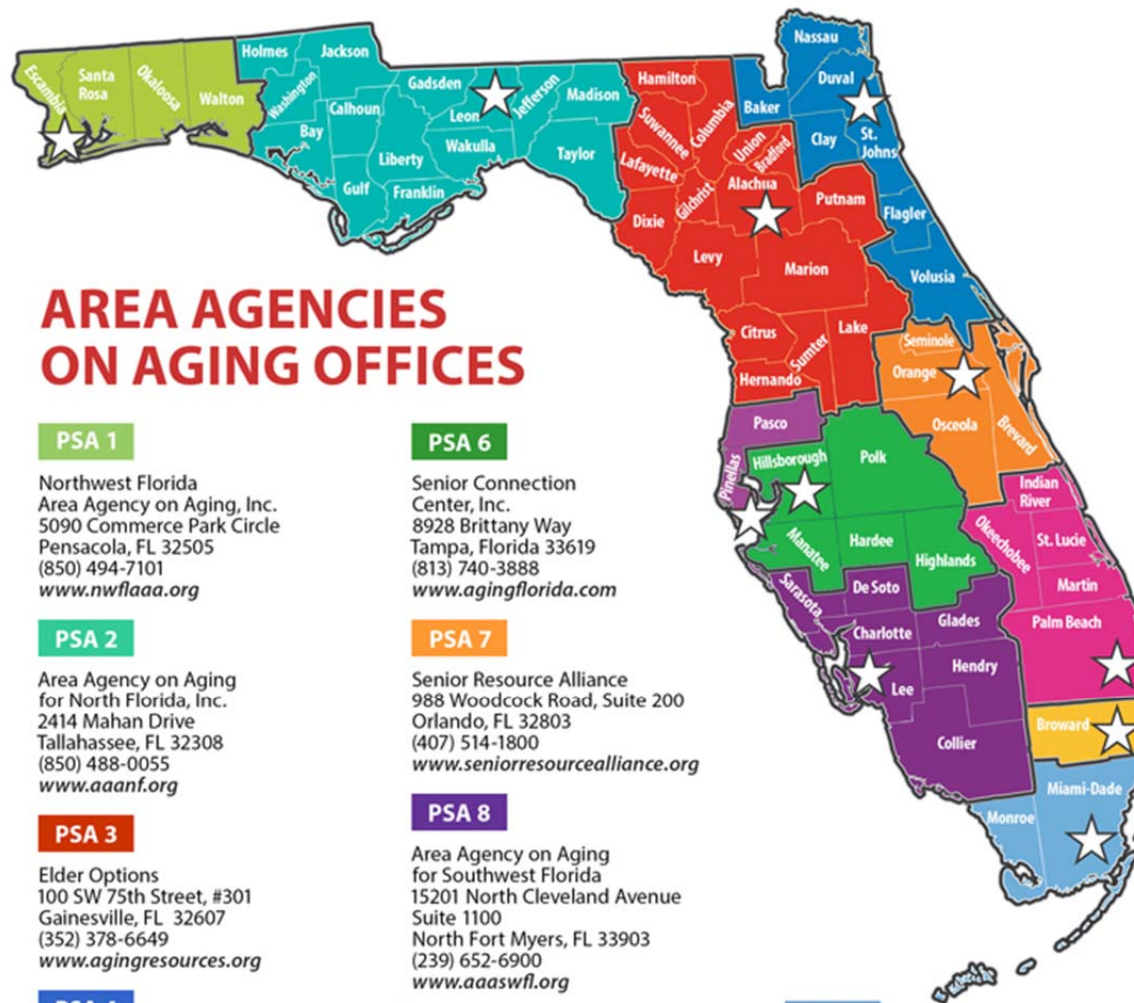
- Health Resources and Services Administration (HRSA)
 - Workforce Grant: T12HP27541
 - Federal Fiscal Year 2015-2016
 - Cost of Project: \$52,000



Sample Population

- Congregate Meal Sites





AREA AGENCIES ON AGING OFFICES

PSA 1

Northwest Florida
Area Agency on Aging, Inc.
5090 Commerce Park Circle
Pensacola, FL 32505
(850) 494-7101
www.nwflaaa.org

PSA 2

Area Agency on Aging
for North Florida, Inc.
2414 Mahan Drive
Tallahassee, FL 32308
(850) 488-0055
www.aaanf.org

PSA 3

Elder Options
100 SW 75th Street, #301
Gainesville, FL 32607
(352) 378-6649
www.agingresources.org

PSA 4

ElderSource,
The Area Agency on Aging
of Northeast Florida
10688 Old St Augustine Road
Jacksonville, FL 32257
(904) 391-6600
www.myeldersource.org

PSA 5

Area Agency on Aging
of Pasco-Pinellas, Inc.
9549 Koger Boulevard,
Gadsden Bldg., Suite 100
St. Petersburg, FL 33702
(727) 570-9696
www.agingcarefl.org

PSA 6

Senior Connection
Center, Inc.
8928 Brittany Way
Tampa, Florida 33619
(813) 740-3888
www.agingflorida.com

PSA 7

Senior Resource Alliance
988 Woodcock Road, Suite 200
Orlando, FL 32803
(407) 514-1800
www.seniorresourcealliance.org

PSA 8

Area Agency on Aging
for Southwest Florida
15201 North Cleveland Avenue
Suite 1100
North Fort Myers, FL 33903
(239) 652-6900
www.aaaswfl.org

PSA 9

Area Agency on Aging of Palm
Beach/Treasure Coast,
4400 N. Congress Avenue
West Palm Beach, FL 33407
(561) 684-5885
www.youragingresourcecenter.org

PSA 10

Aging and Disability Resource Center
of Broward County, Inc.
5300 Hiatus Road
Sunrise, FL 33351
(954) 745-9567
www.adrcbroward.org

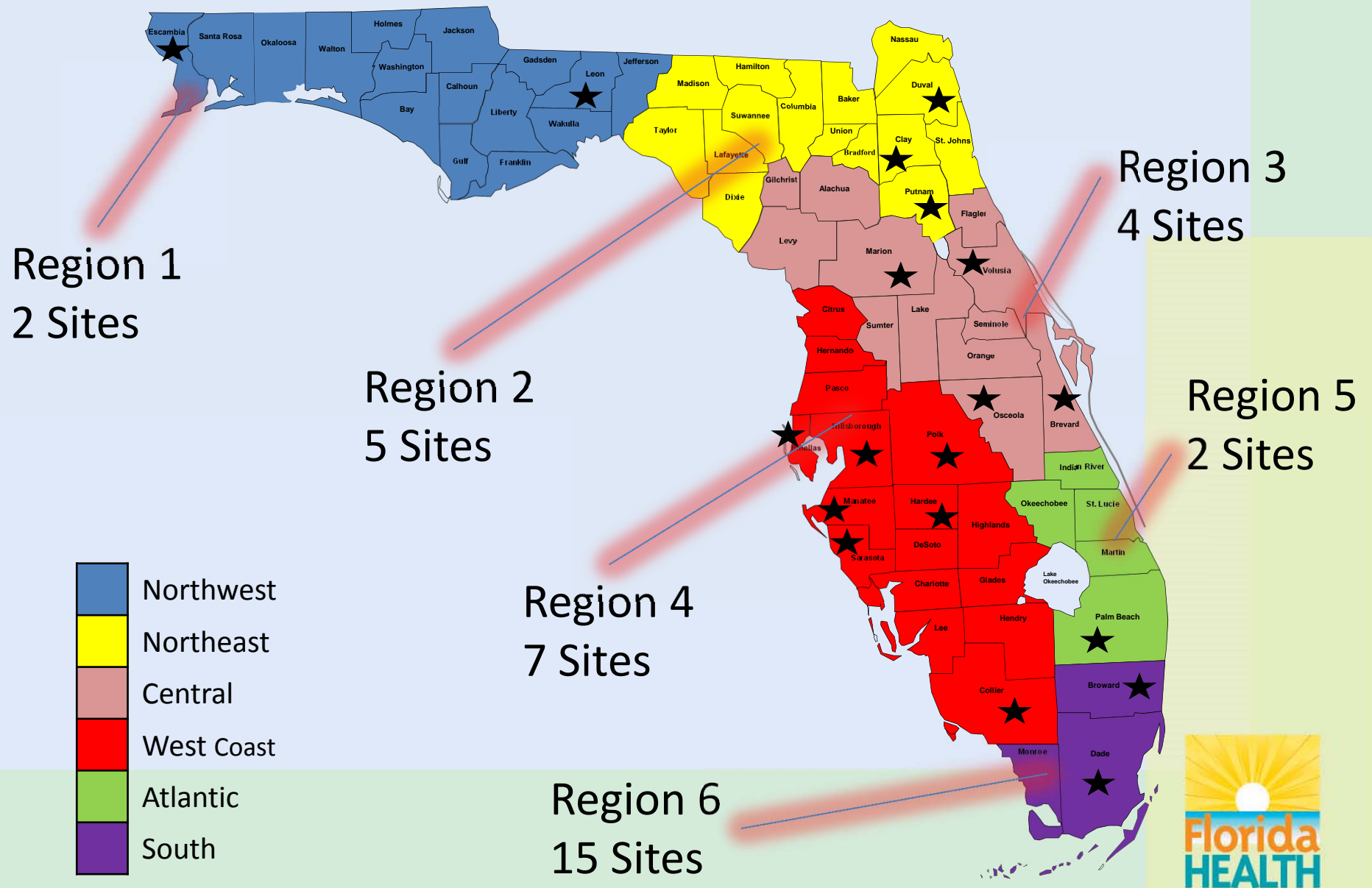
PSA 11

Alliance for Aging, Inc.
760 NW 107th Avenue
Suite 214, 2nd Floor
Miami, FL 33172
(305) 670-6500
www.allianceforaging.org

PSA - Planning and Service Area




35 Sampled Florida Congregate Meal Site Locations



Basic Screening Survey (BSS) Oral Health Indicators for Older Adults

1. Dentures and denture use
2. Number of natural teeth
3. Untreated decay
4. Root fragments
5. Need for periodontal care
6. Suspicious soft tissue lesions
7. Urgency of need for dental care



Methodology

- 3,288 adults were enrolled in all the congregate meal sites in the participating 35 centers from 2015-2016
 - 21.6% of consent forms returned (709/3,288)
 - 95.6% of consent forms returned with positive consent (678/709)
 - 20.5% of sampled adults screened (674/3,288)



Overall *Preliminary* Results

- Denture use: 34.4% (29.2%, 39.6%)
 - Upper: 46.8% (47.7%, 58.3%)
 - Lower: 39.4% (34.6%, 44.2%)
- Edentulous: 18.9% (14.8%, 23.1%)
- Natural Teeth: Average: 15.3 teeth (Range: 0-32 teeth)
- Untreated Decay: 19.4% (14.8%, 24.0%)



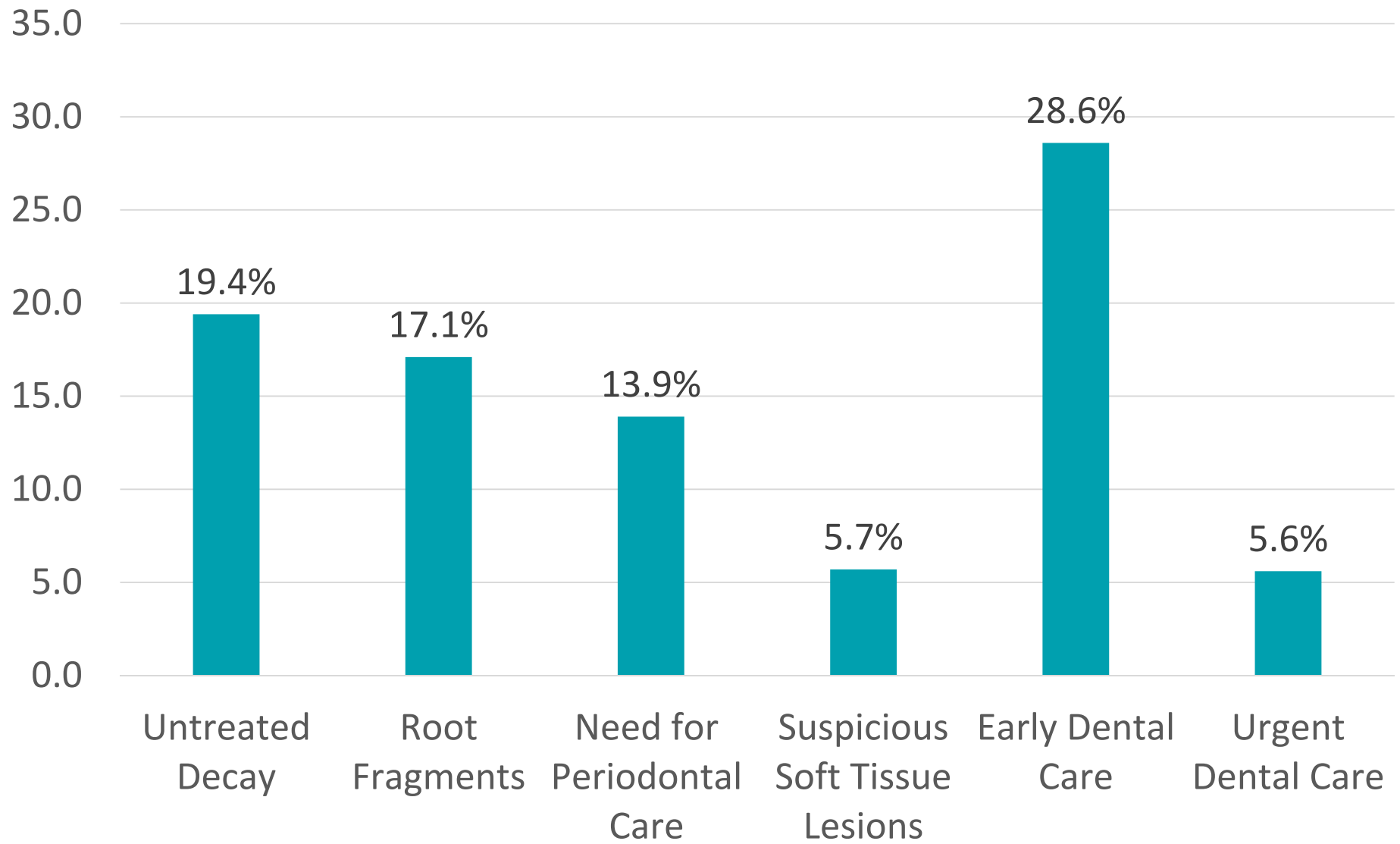
Overall *Preliminary* Results

- Root Fragments: 17.1% (13.0%, 21.2%)
- Need for Periodontal Care: 13.9% (9.9%, 17.8%)
- Suspicious Soft Tissue Lesions: 5.7% (3.5%, 8.0%)
- Early Dental Care: 28.6% (22.4%, 34.8%)
- Urgent Dental Care: 5.6% (3.2%, 7.9%)



Oral Health Indicators

Preliminary Results



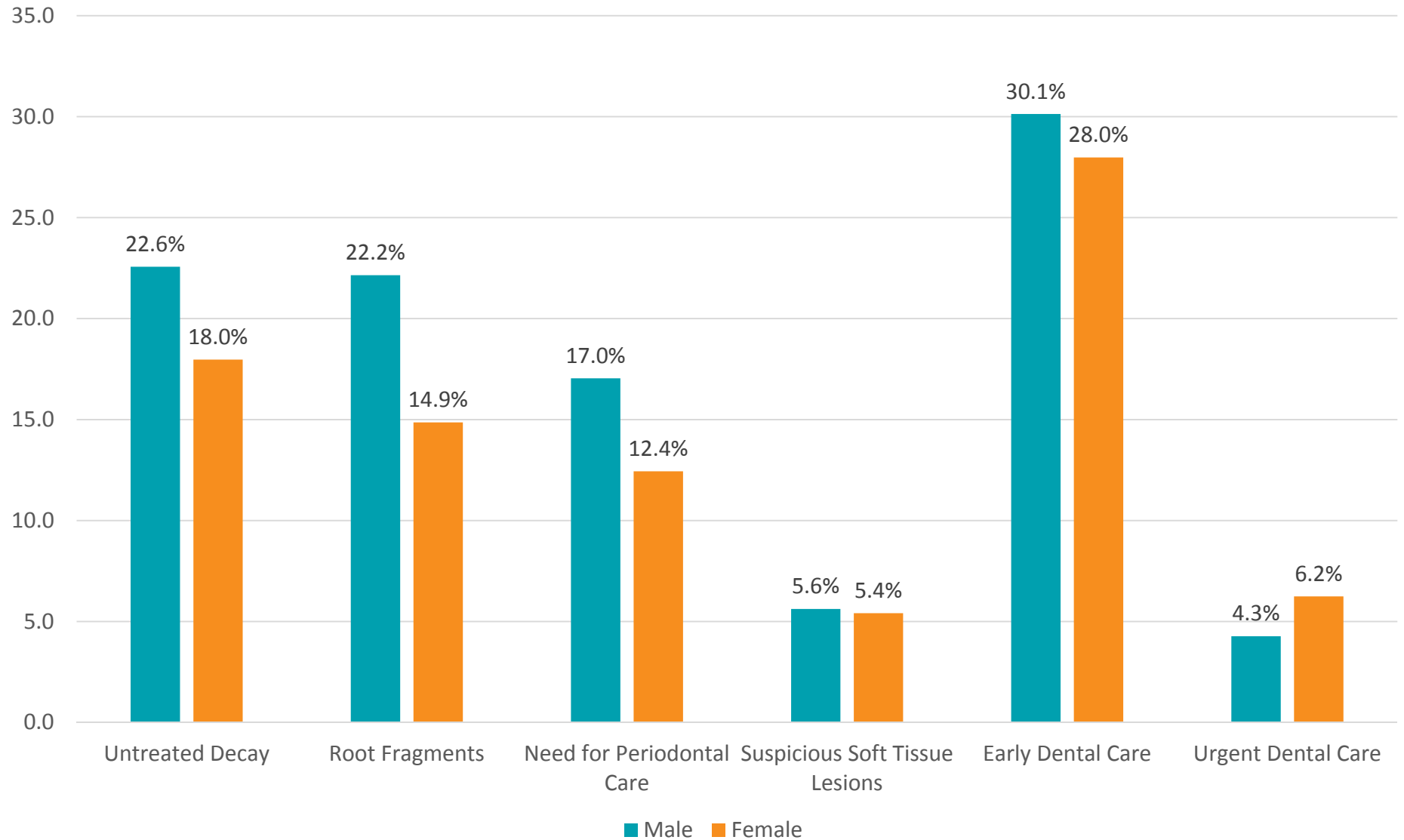
Indicator Comparisons by Gender

Preliminary Results

Indicator	Male – Estimate (C.I.)	Female – Estimate (C.I.)
Both Upper and Lower Denture Use	33.1% (26.0%, 40.1%)	35.1% (29.0%, 41.2%)
Untreated Decay	22.6% (16.4%, 28.7%)	18.0% (12.5%, 23.4%)
Root Fragments	22.2% (15.4%, 28.9%)	14.86% (10.8%, 18.9%)
Periodontal Care	17.0% (11.5%, 22.6%)	12.44% (7.3%, 17.6%)
Suspicious Soft Tissue Lesions	6.5% (2.7%, 10.3%)	5.4% (2.6%, 8.2%)
Early Dental Care	30.1% (22.5%, 37.8%)	28.0% (20.8%, 35.2%)
Urgent Dental Care	4.3% (1.7%, 6.9%)	6.2% (2.9%, 9.6%)

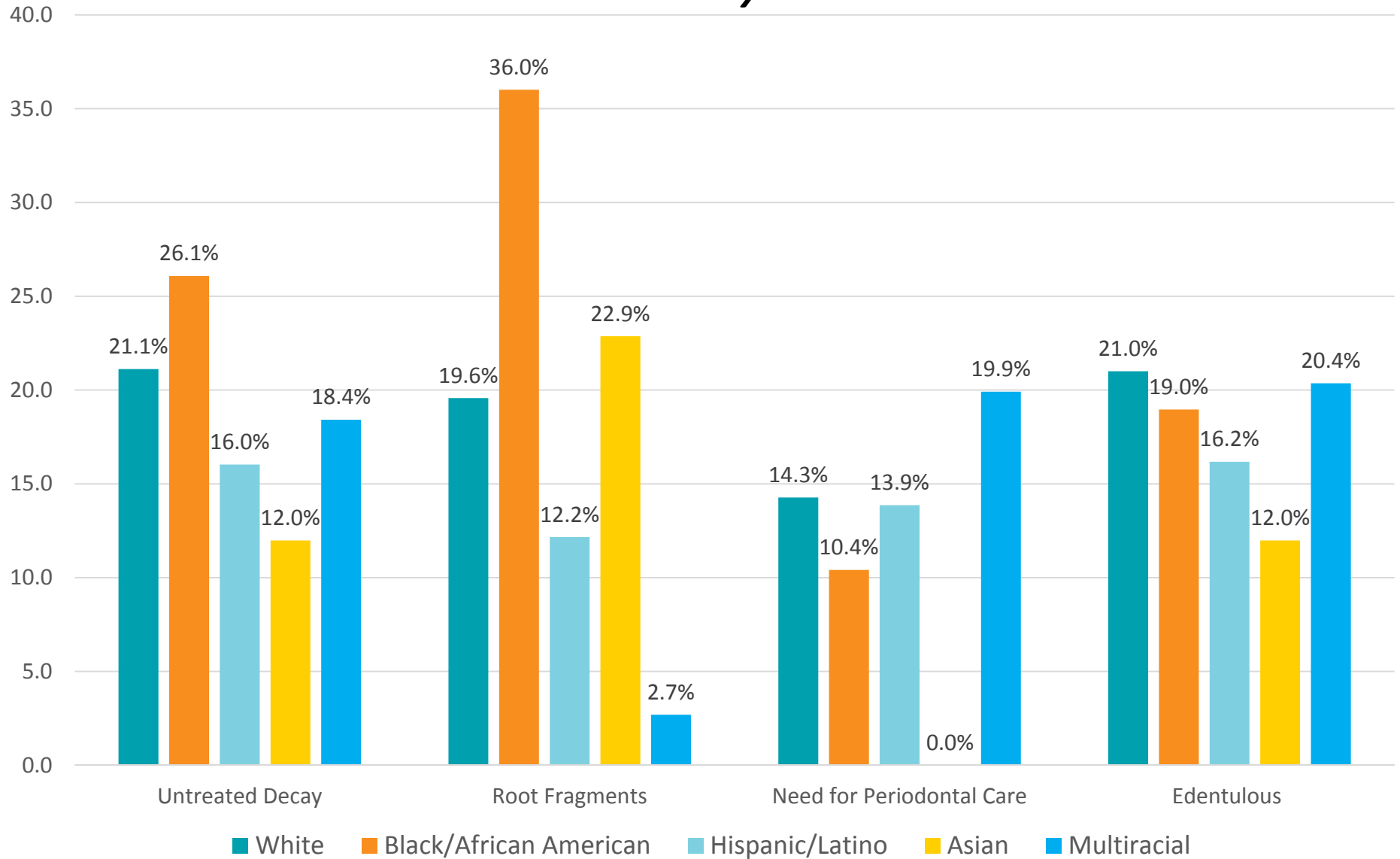
Older Adult Indicators by Gender

Preliminary Results



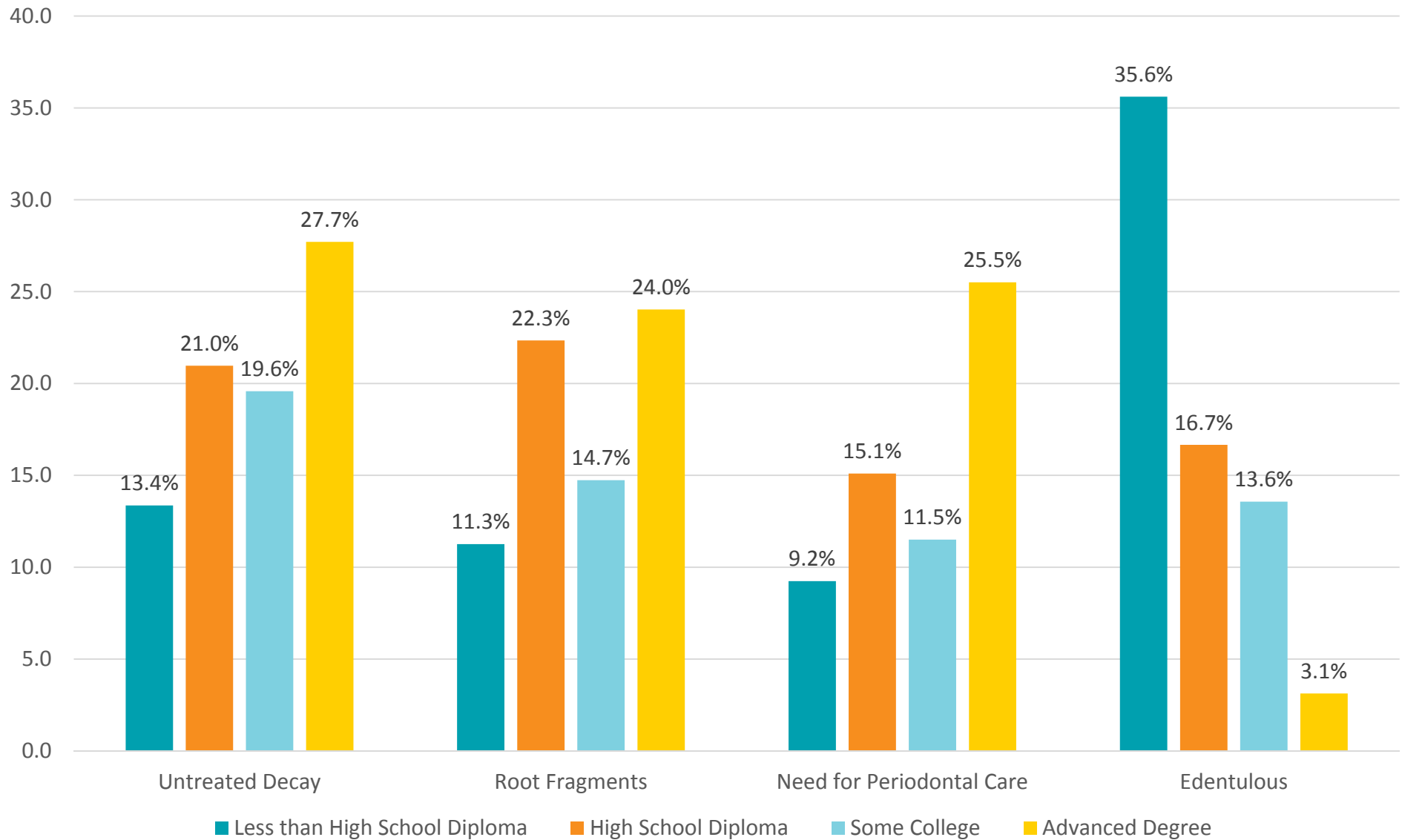
Older Adult Indicators by Race

Preliminary Results



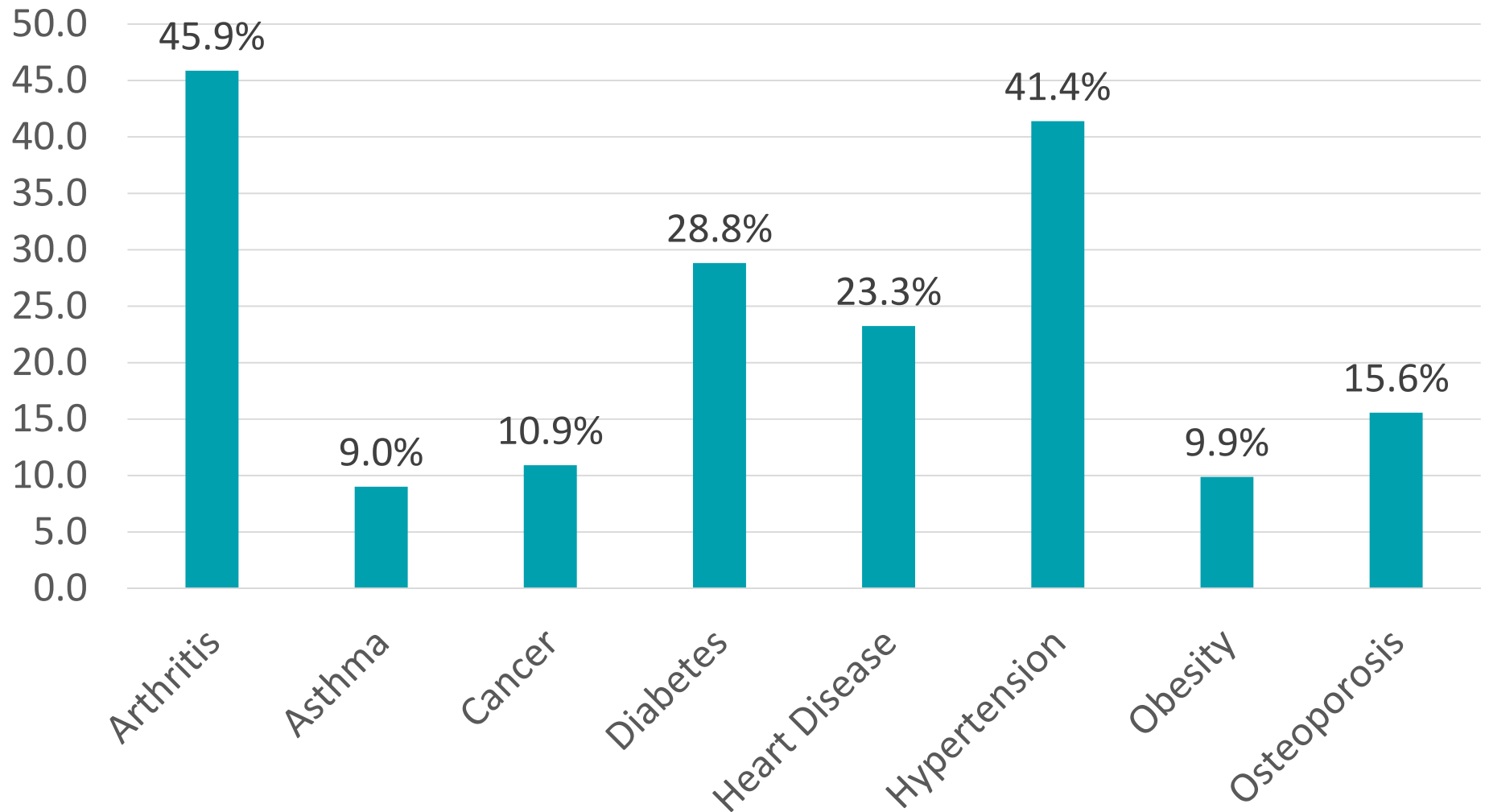
Older Adult Indicators by Education

Preliminary Results

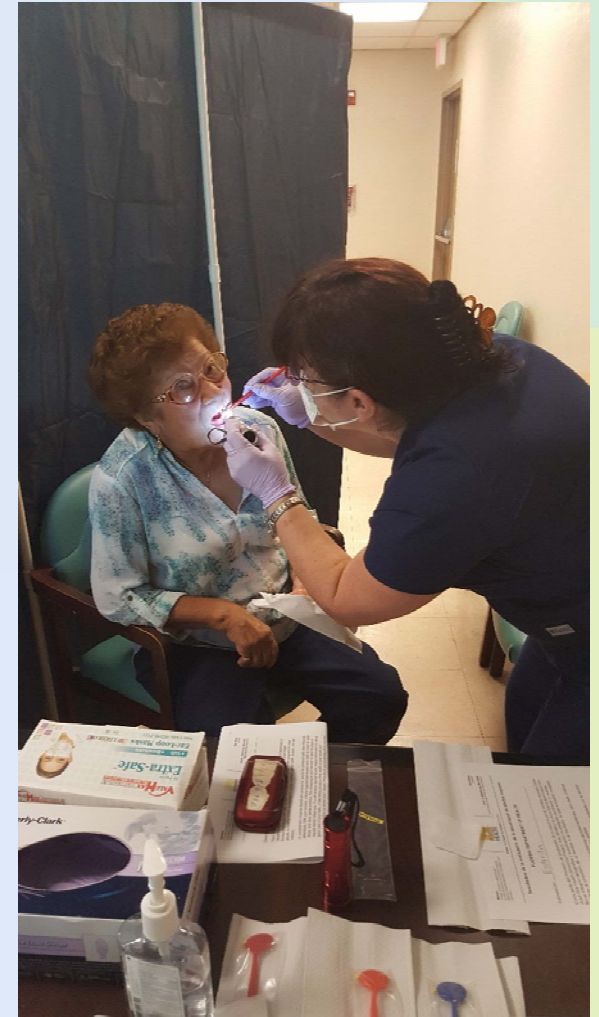


Chronic Diseases Indicators

Preliminary Results



Screenings



Hygiene Kits



Older Adult Surveillance Project: A Special Thank You

Project Planning Team:

Christina Vracar, DA, MPH Jennifer Wahby, MPH

Donna Solovan-Gleason, RDH, PhD Colette Vallee, BS Tami Miller, RDH, BS

Screeners:

Jan Barrett, RDH Shelley Bergholcs, CRDH, BASDH Dulce Calva, RDH

Joleyn Carriveau, RDH, BS, PDHC Norine Dowd, CRDH, BHSc

Danielle Driscoll, CRDH, MHS Karen Hodge, RDH, MHSc

Beryl Sue Kassoff-Correia, CRDH, BS

Rhoda Kublickis, RDH, MHS, FAADH Cynthia Lineberger, CRDH

Kimberly Reams, RDH Pamela Ridilla, CRDH, MS

Michelle Ryan, CRDH, MEd Pamela Sandy, CRDH, MA

Paula Schad, RDH Rebecca Smith, CRDH, EdD Debra Vitale, RDH, BS

Recorders:

Daytona Beach State College Dental Hygiene Students

Eastern Florida State College Dental Hygiene Students

Miami-Dade College Dental Hygiene Students

Palm Beach State College Dental Hygiene Students

Pensacola State College Dental Hygiene Students

South Florida State College Dental Hygiene Students

Valencia College Dental Hygiene Students



Next Steps for Florida's Oral Health Surveillance Projects

- Older Adult Surveillance Report:
 - www.flhealth.gov/dental/reports
- Third Grade Surveillance SFY 2016/2017
- Head Start Surveillance 2017/2018
- Exploring train-the-trainer oral health education program for older adults and primary care physicians.
- Increased prevention and School-Based Sealant Programs statewide
- Exploring a tele-dentistry pilot program



Questions?





Thank You!

Jennifer Wahby, MPH

Jennifer.Wahby@flhealth.gov

(850)245-4444 x2821





Third Grade Surveillance

Jasmine Bee, MPH
Senior Health Services Analyst,
University of Florida Liaison to the Public Health Dental Program



2013-2014 Third Grade Surveillance

Key Findings

- Approximately one in four children (23.4%) presented with untreated decay
- The prevalence of untreated decay was highest for non-Hispanic Black children (34.8%) and for children from schools with the highest percent of students enrolled in free/reduced lunch (33.5%)
- Almost half of children (43.1%) presented with caries experience (treated or untreated decay).

2013-2014 Third Grade Surveillance

Key Findings

- One in three children (36.9%) had at least one dental sealant.
- The prevalence of dental sealants was highest for non-Hispanic White children (43.7%).
- Early dental treatment need among Florida's third grade population was 18.3%.
- Urgent dental treatment need among Florida's third grade population was 4.1%.
- *Report is published at: www.flhealth.gov/dental/reports*



Florida's 2016/2017 Third Grade Surveillance Collaborative Partnerships



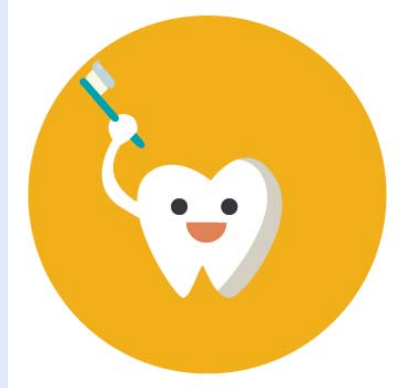
Funding Source

- Health Resources and Services Administration (HRSA)
 - Workforce Grant: T12HP27541
 - Federal Fiscal Year 2016-2017
 - Cost of Project: Approximately \$56,500

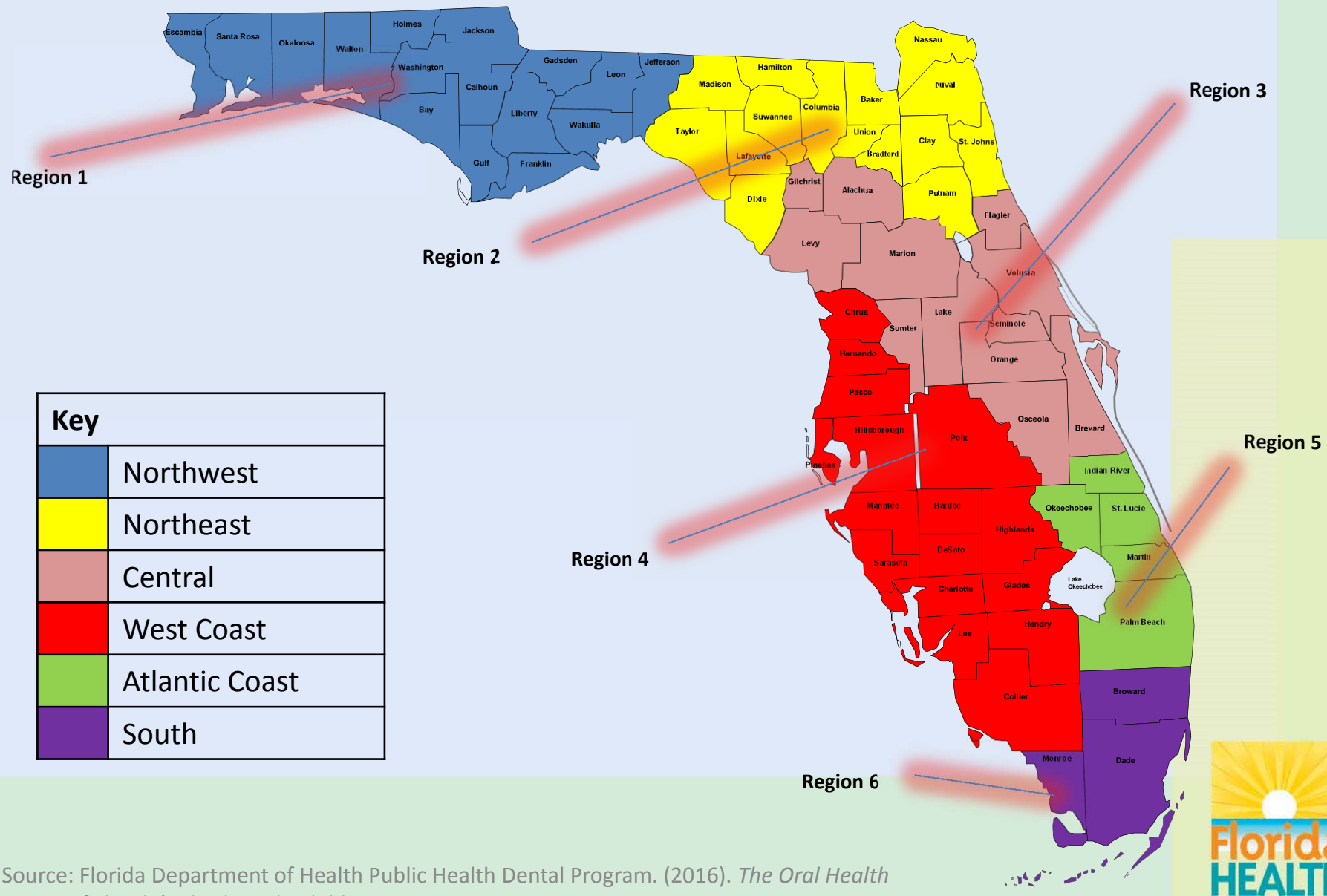


Sample Population

- Stratified random sample derived from the 2015-2016 Florida school enrollment and Title I school data



Florida's 2016-2017 Third Grade Oral Health Surveillance Region Map



Source: Florida Department of Health Public Health Dental Program. (2016). *The Oral Health Status of Florida's Third Grade Children 2013-2014*.

Oral Health Indicators

1. Untreated decay
 - A. Primary
 - B. Permanent
2. Treated decay
 - A. Primary
 - B. Permanent
3. Presence of dental sealants
4. Treatment urgency
 - A. None
 - B. Early
 - C. Urgent



Consent Forms

- School consent
 - School information sheet attached
- Parental consent form
 - Questionnaire attached
 - Additional data to capture:
 - Chronic disease
 - Absences (parent and child)
 - School Performance

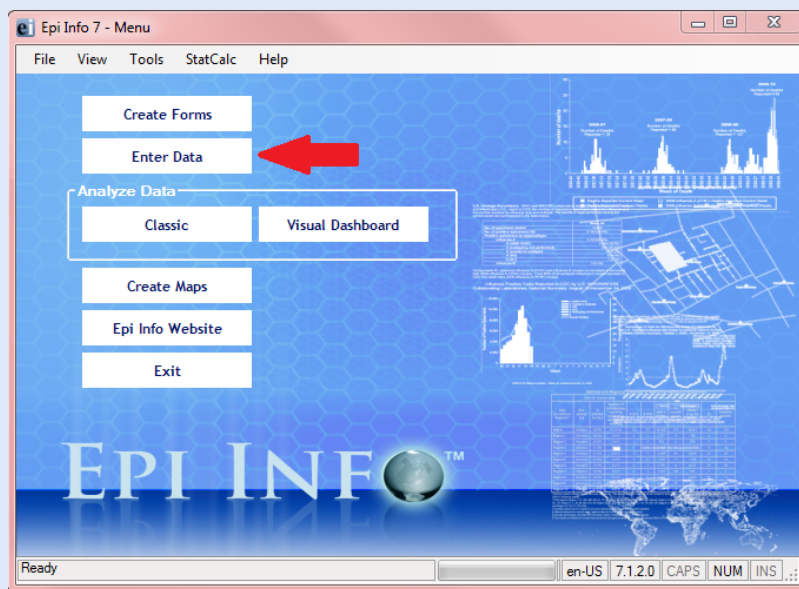
FDHA Hygienist Training

- ASTDD Basic Screening Survey (BSS)
- Florida Dental Hygiene Association (FDHA) Screening Teams

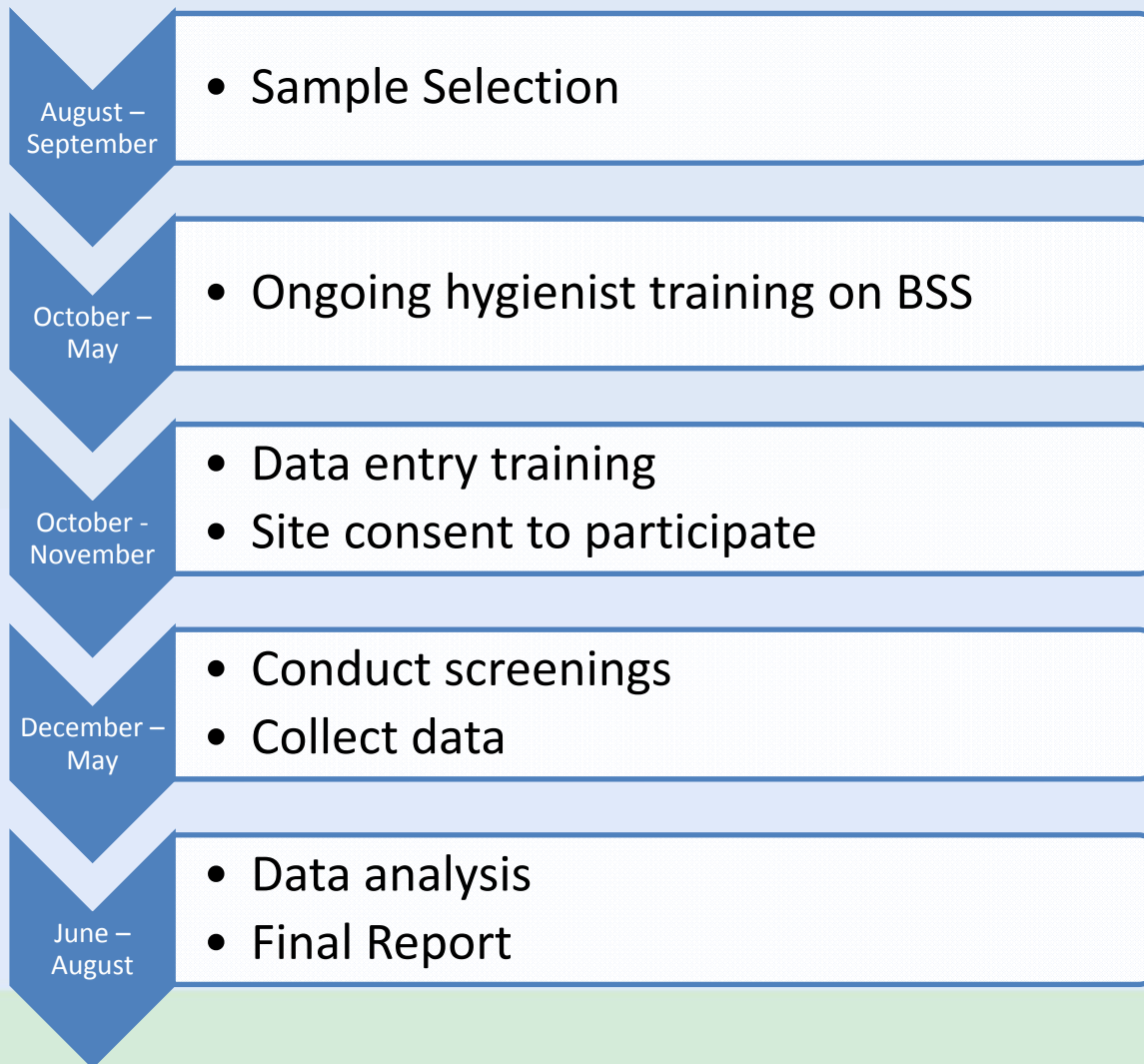


Electronic Data Collection

- Epi Info
- Surface Pro tablets



Timeline



Next Steps

- Implement the 2016/2017 Third Grade Surveillance Project
- Collect, validate, and analyze data
- Report results Summer 2017



Questions?



Thank You!

Jasmine Calhoun Bee, MPH

Jasmine.Calhoun@flhealth.gov

(850)245-4444 x2824

