



Florida
Public
Health
INSTITUTE

Palm Beach County Oral Health Coalition



MAKING A DIFFERENCE FOR THE FUTURE




HealthyMouth HealthyBody

**We all know the importance of good oral
health as it promotes good overall health
throughout our lives**


Working Together for Good Oral Health in Palm Beach County


- ▶ **Our Vision:** To Have a Healthy Community
- ▶ **Our Mission:** To improve the oral health of all residents in Palm Beach County in order to improve overall health
- ▶ **Our Principal Goal:** To engage community groups and organizations, in order to work together in a collaborative and a coordinated manner to improve the oral health of our community



Oral Health Coalition Members

- ▶ **Allegany Franciscan Foundation**
- ▶ **Area Agency on Aging**
- ▶ **Boys and Girls Town**
- ▶ **Caridad Center**
- ▶ **Child and Family Connections**
- ▶ **Children's Services Council**
- ▶ **Florida Community Health Centers**
- ▶ **Florida Dental Association**
- ▶ **Florida Dental Hygiene Association**
- ▶ **Florida Public Health Institute**
- ▶ **Foundcare Community Health Center**
- ▶ **Community Voice**
- ▶ **The Children's Coalition**
- ▶ **Health Care District Palm Beach County**
- ▶ **Nova Southeastern University**
- ▶ **Palm Beach County Health Department**
- ▶ **Palm Healthcare Foundation**
- ▶ **Palm Beach State College**
- ▶ **Palm Beach County Medical Society**
- ▶ **Quantum Foundation**
- ▶ **The School District of Palm Beach County**
- ▶ **Vita Nova, Inc.**
- ▶ **DentaQuest Foundation**
- ▶ **Palm Beach County Dental Hygiene Association**
- ▶ **City Manager of Riviera Beach**





Why do we need to work together?


Reason # 1 - The need is great!!

National, State, and Local information show the need

Reasons # 2 - Oral Health Disparities

Surgeon General's Report on Oral Health

Significant health disparities still exist among disadvantaged groups: Low income populations, minority groups, the disabled, the young, and the elderly



Key Statistics: Income & Access Profile

When we hear Palm Beach – There is not the realization that we have a high percentage of low-income residents and other disadvantaged groups facing disparities.

Of the approximately 1.3 million residents in PBC (2009)

329,660 26% residents live below 200% of the poverty level

139,918 10% residents live or below 100% of the poverty level


182,065 14% residents were eligible for dental care through Medicaid

Of the 182,065 residents eligible for dental care through Medicaid

24,630 16% Accessed dental care (all ages)

Of the 102,249 children eligible for dental care through Medicaid


21,861 24% Accessed dental care (children)



Key Statistics: Provider Demographics

The percentage of providers accepting Medicaid or volunteering for Project Dentist Care is low

Percent	#	Provider Type
	986	Active Florida Dentists
	861	Florida Dental Hygienists
7%	84	Dentists - Active Medicaid providers
1.6%	17	Pediatric Dentists - Active Medicaid providers
13%	158	Volunteer Dentists – (Project Dentist Care)
7%	67	Volunteer Dental Hygienists




Key Statistic: Medicaid Access

- ▶ **Let's do the math.....**
 - On average each Active Medicaid Provider would have a patient load of 2,312 patients
- ▶ **But, with children representing 2 of every 3 individuals eligible, the number becomes:**
 - Every Active Pediatric Medicaid Provider would have to manage 6,390 patients

Sounds like a challenging situation! What's the problem?

- Medicaid reimbursement – Florida is one of the lowest in US
- Administrative barriers - Enrollment, claims, payments, etc
- Patient Management – Patient etiquette, finding specialists, etc




OHC Strategic Plan - Goals

Goal 1 - Increase public and governmental awareness of oral health issues.

Goal 2 - Improve access to school and community-based oral health education programs, including the integration of oral health as part of general health.

Goal 3. Improve access to oral health care for the dentally underserved in Palm Beach County.



OHC Strategic Plan – Current Projects

Goal 1

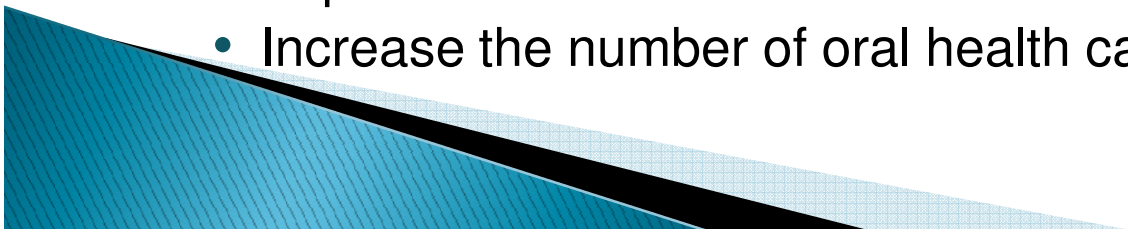
- Water fluoridation
- Oral Health Coalition Presentation
- Community Oral Health Surveillance

Goal 2

- Resource guide of oral health education and prevention programs
- Age-appropriate oral health education curriculum components
- Support efforts to engage medical providers in providing health preventive services now reimbursable through Medicaid
- Oral health education and training for the general population and for community groups

Goal 3

- Compile resource guide of oral health care programs
- Expand the volunteer dentist network
- Increase the number of oral health care access points



Access Points

Dental Resources

Number

% Access³

*Source: Oral Health Florida Website – PBC
County Profile*

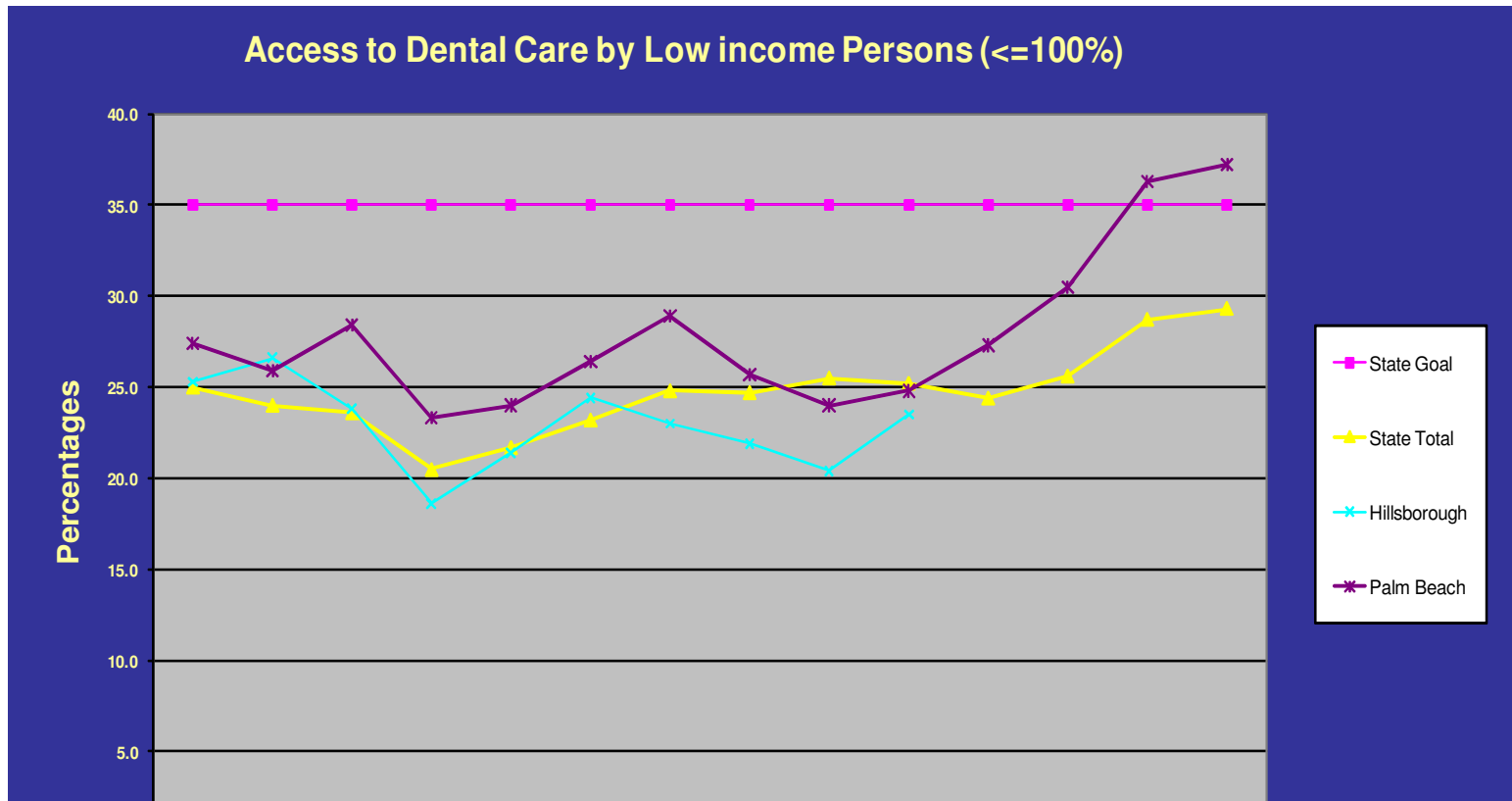
below 200% of FPL⁴

Private Practitioners	NA ^{1,2}	62.8%
Dental School Facilities/Clinics	0	0.5%
Dental Hygiene/Dental Assistant Schools	1	NA
Hospital-Based Dental Clinics	0	NA
County Health Department Dental Clinics	6	33.4%
FQHC Dental Clinics	2	0.3%
Community-Based Low-Income Dental Clinics	0	NA
Faith-Based Low-Income Dental Clinics	3	NA
School-Based Dental Clinics	0	NA
Non-Profit Corporations for Research and Training Dental Clinics	0	NA
Project Dentists Care Volunteer Clinics	1	3.0%

¹NA = Data Not Available

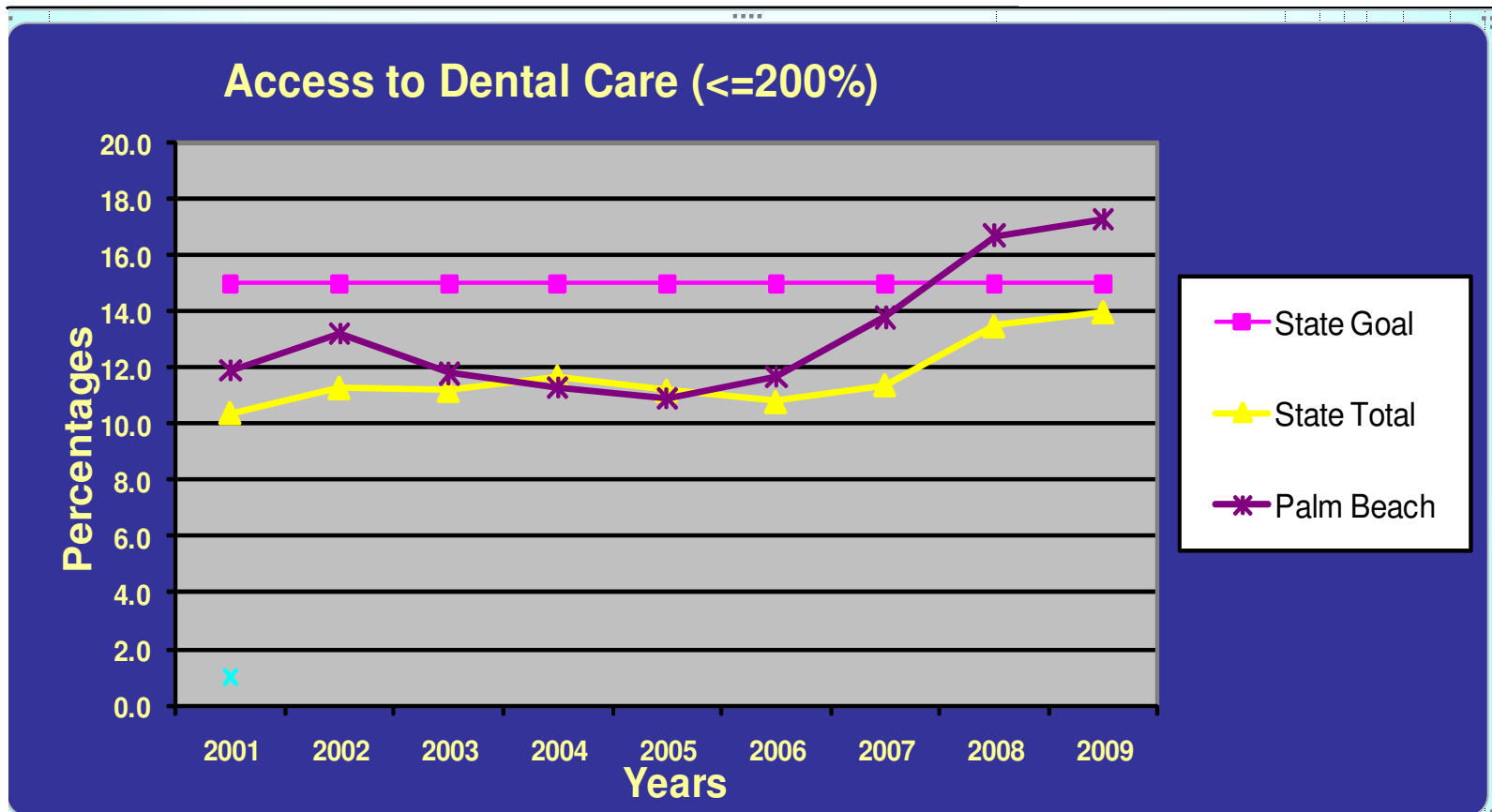
⁴FPL – Federal Poverty Level At or Below 100% FPL is usually Medicaid eligible
At or Below 200% FPL is considered low income

Access Measure:

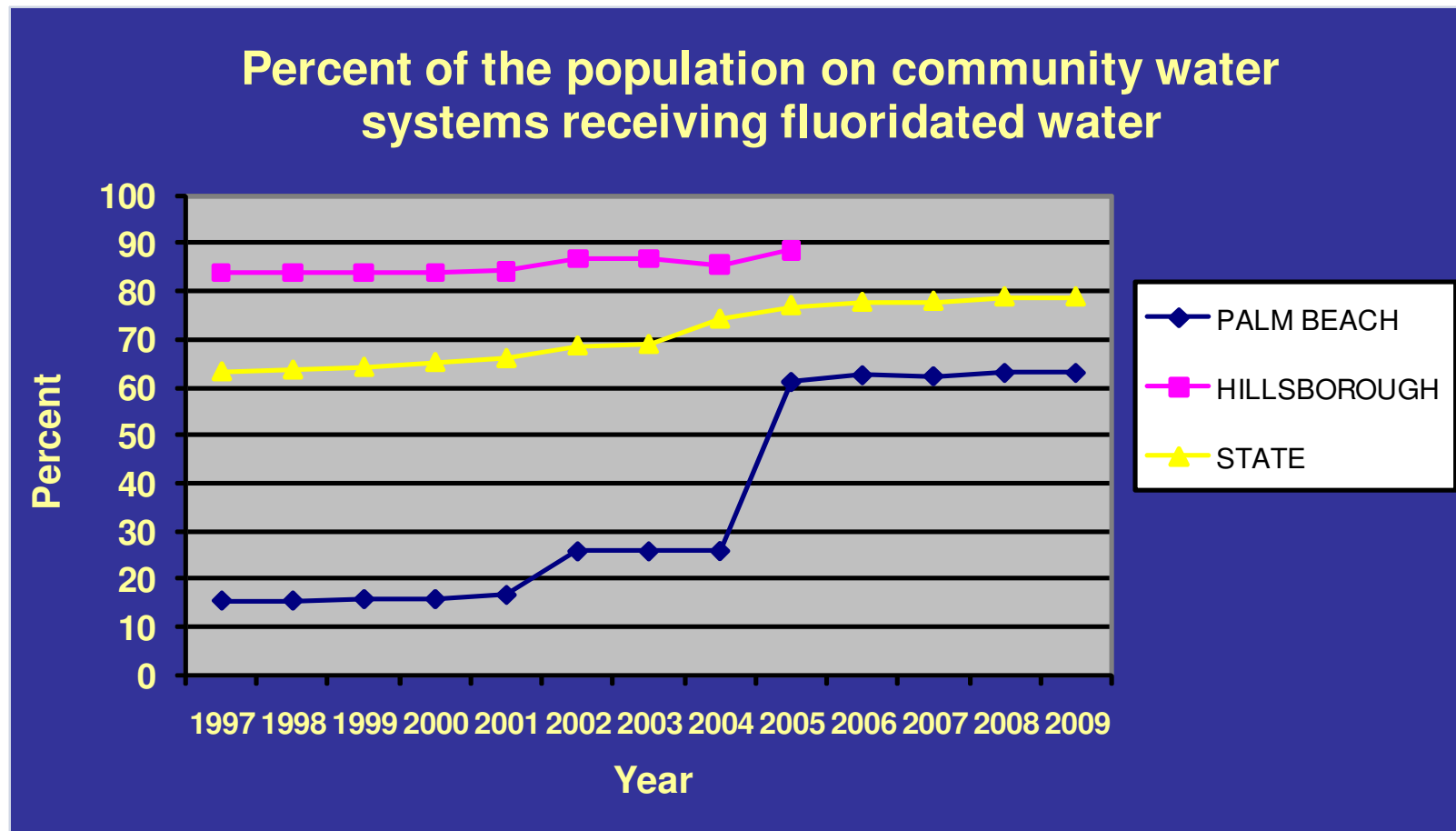


Source: PBC Health Department – Oral Health Status Indicator

Access Measure:

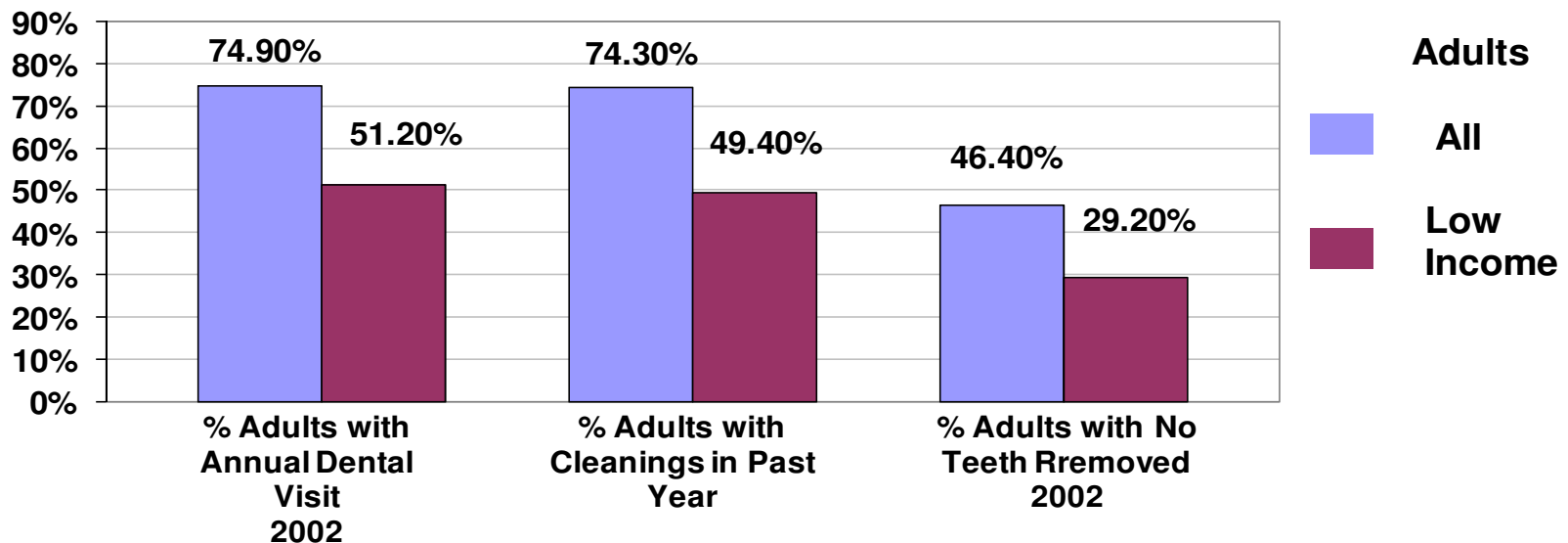


Fluoridation




BRFSS Data

**Percent Comparison of Oral Health Survey Questions (BRFSS)
between All Adults and Low Income Adults in Palm Beach County**




BRFSS – Behavioral Risk Factor Surveillance System “is a system of health surveys that collect information on various parameters. Oral Health Questions are part of the survey system – Another survey will occur in Florida in 2009. Source: Florida Charts



Palm Beach County Sealant Data

Indicators of Oral Health			
Existing Decay	55% of Baby teeth	20% of Permanent	42% HP 2010
Untreated Decay	42% of Baby Teeth	16% Permanent	21%HP 2010
Treatment Needs	3% Urgent need	46% Disease	21% HP 2010
Children< 200% PBC	30% had sealants		50% HP 2010
Community and School Oral Health Prevention			
Fluoridation	63%	75% HP 2010	80% Florida
Sealant 09-10 (SP)	23 Title 1 schools	> 1,500 Exam	> 4,200 sealants
Students in SP	17% exiting	79% placed	96% sealants



What is the next step?



Oral Health Coalition

What can you do?


Join the Coalition

Educate decision-makers, the community, or those you serve about:

- Oral health as it relates to overall health
- Early prevention measures
- How to access care.

We welcome whatever support you can provide!

Together we can make the difference!





Palm Beach County Oral Health Coalition

**For further information visit the
Florida Public Health Institute at**

www.flphi.org

Or contact

Cathy Cabanzon RDH

Oral Health Coalition Coordinator

Email- ccabanzon_fphi@bellsouth.net

561-533-7909

A decorative graphic at the bottom of the slide consists of a large blue area with a fine diagonal line pattern, and a solid black horizontal band above it, creating a wavy, layered effect.