

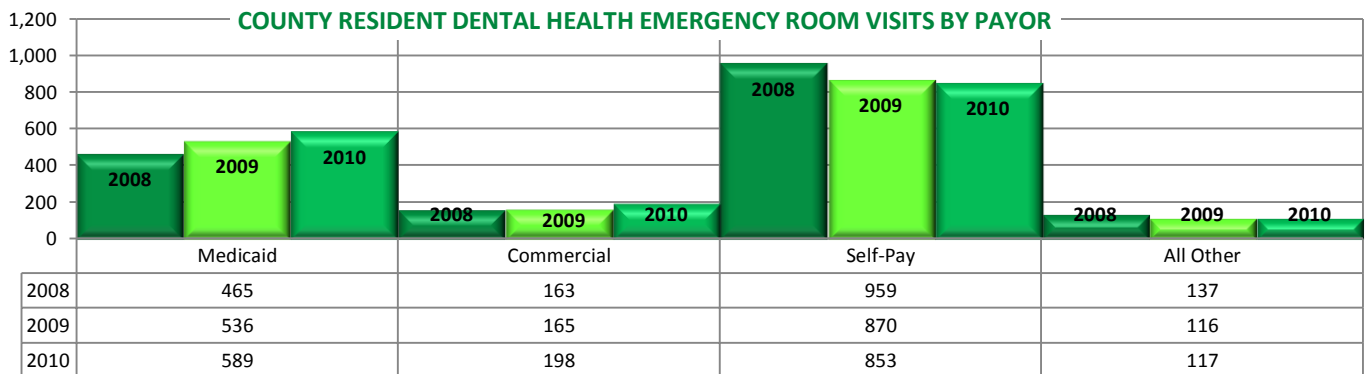
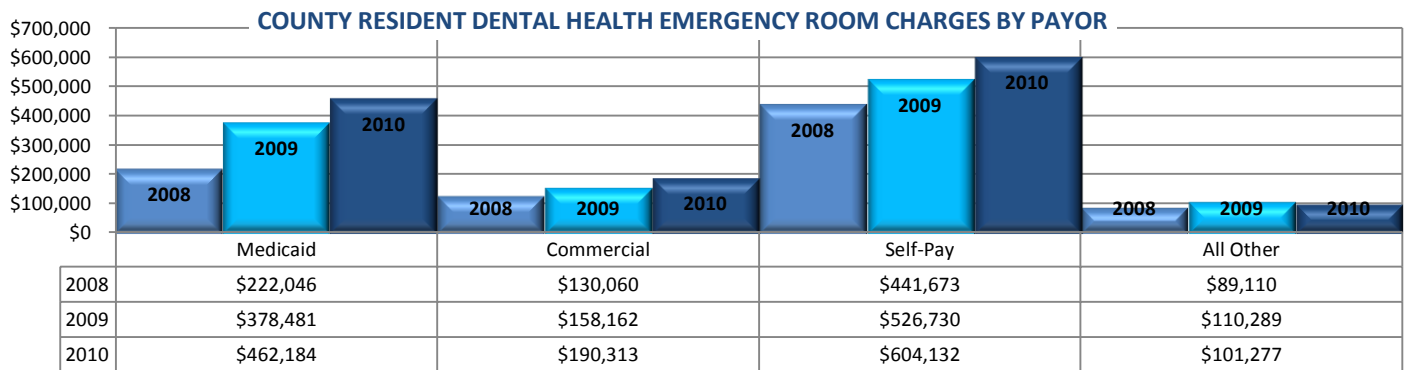
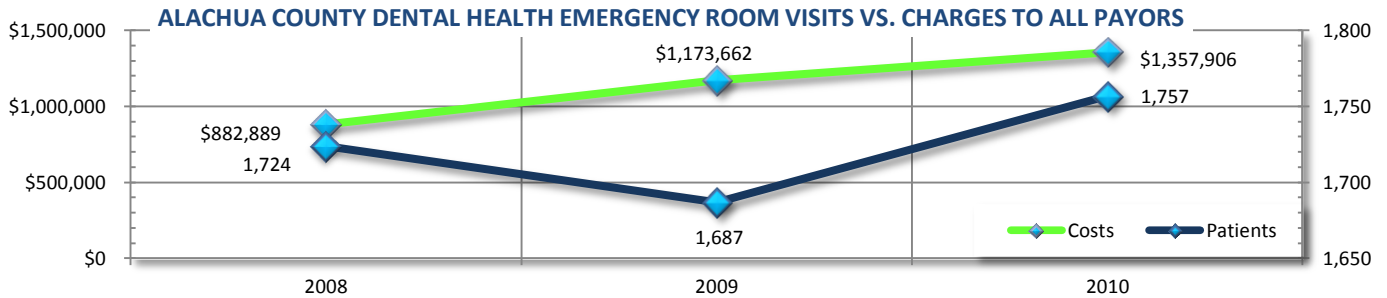
ORAL HEALTH EMERGENCY ROOM SPENDING IN ALACHUA COUNTY*

AN AVOIDABLE HEALTHCARE COST

ORAL HEALTH EMERGENCY ROOM VISITS BY ALACHUA COUNTY HOSPITAL – ALL PATIENTS:

ORAL HEALTH EMERGENCY ROOM VISITS BY ALACHUA COUNTY HOSPITAL – ALL PATIENTS	2008	2009	2010
NORTH FLORIDA REGIONAL MEDICAL CENTER	587	636	749
SHANDS AT ALACHUA GENERAL HOSPITAL	706	576	-
SHANDS HOSPITAL AT THE UNIVERSITY OF FLORIDA	1,108	1,056	1,656

DENTAL HEALTH EMERGENCY ROOM UTILIZATION BY ALACHUA COUNTY RESIDENTS 2008-2010:



ORAL HEALTH EMERGENCY ROOM VISITS BY NUMBER OF ALACHUA COUNTY CHILDREN BY AGE GROUP

0-4			5-9			10-14			15-19		
2008	2009	2010	2008	2009	2010	2008	2009	2010	2008	2009	2010
22	32	31	23	12	17	16	10	10	94	95	83

* An analysis of Florida Agency for Healthcare Administration (AHCA) 2008-2010 Emergency Department Database – Ambulatory Care-Sensitive Dental Conditions by the Florida Public Health Institute from data collected by the Health Council of Southeast Florida.