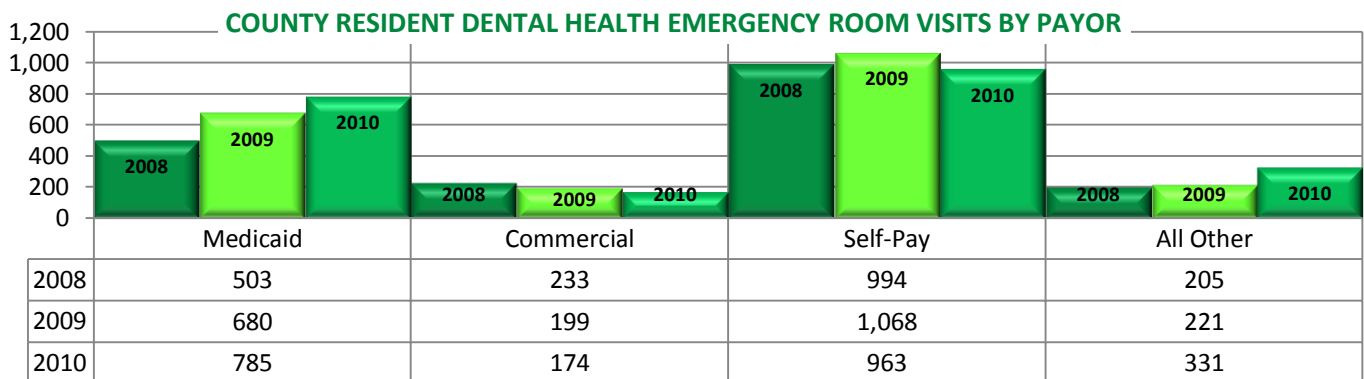
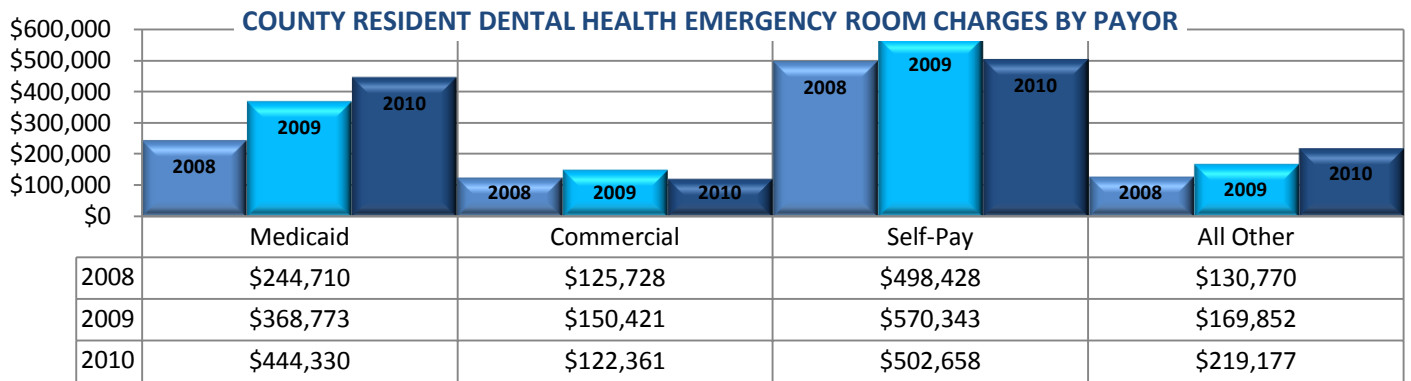
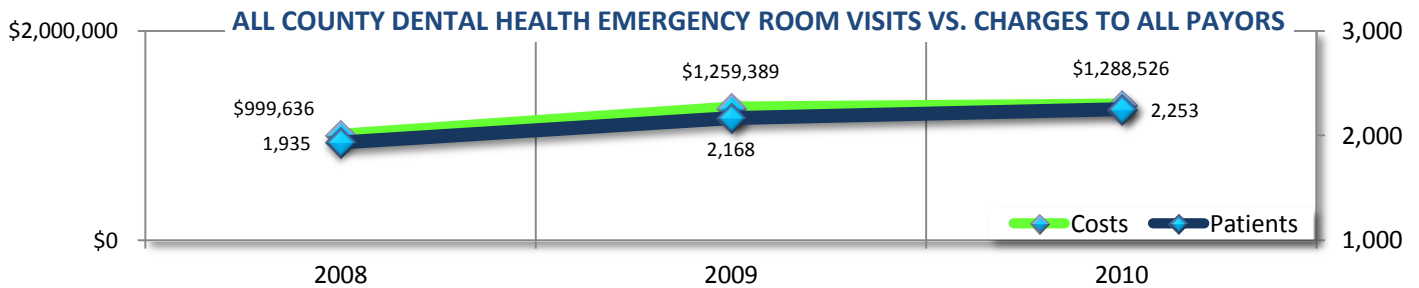


## ORAL HEALTH EMERGENCY ROOM SPENDING IN BAY COUNTY AN AVOIDABLE HEALTHCARE COST

### NUMBER OF DENTAL HEALTH EMERGENCY ROOM VISITS BY HOSPITAL 2008 – 2010:

	2008	2009	2010
Bay Medical Center	1,741	2,018	2,070
Gulf Coast Medical Center	381	416	492

### BAY COUNTY RESIDENT-SPECIFIC DATA:



### ORAL HEALTH EMERGENCY ROOM VISITS BY NUMBER OF BAY COUNTY CHILDREN BY AGE GROUP

0-4			5-9			10-14			15-19		
2008	2009	2010	2008	2009	2010	2008	2009	2010	2008	2009	2010
40	39	31	30	36	31	19	26	28	80	116	105

\*Source: The Health Council of Southeast Florida, on behalf of the Florida Public Health Institute, review of the past three years of emergency-room Ambulatory Care-Sensitive dental data submitted to the Florida Agency for Healthcare Administration (AHCA) Emergency Department Database.