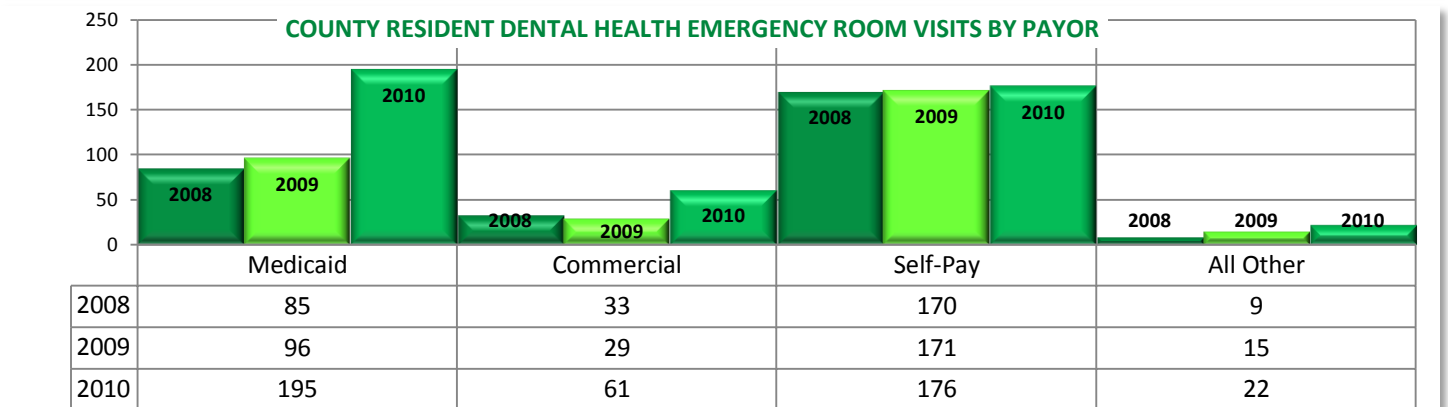
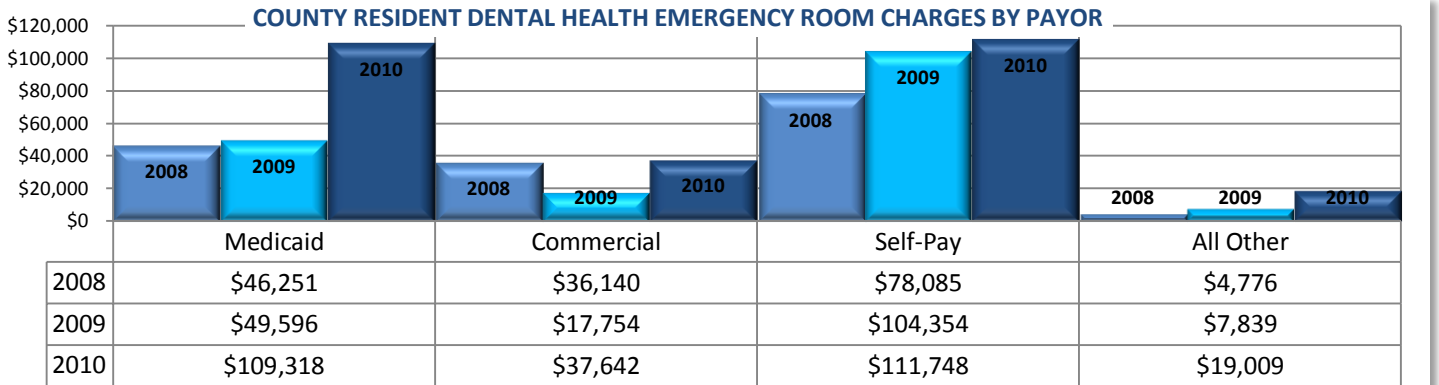
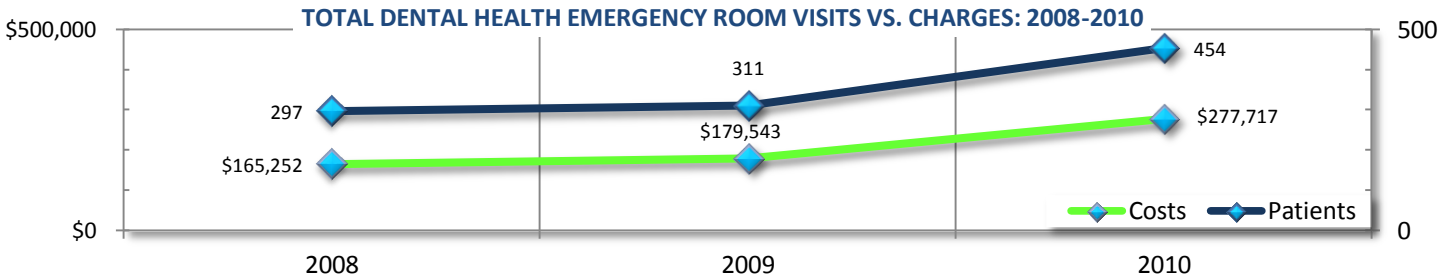


ORAL HEALTH EMERGENCY ROOM SPENDING IN BRADFORD COUNTY* AN AVOIDABLE HEALTHCARE COST

ORAL HEALTH EMERGENCY ROOM VISITS BY BRADFORD COUNTY HOSPITAL – ALL PATIENTS:

	2008	2009	2010
SHANDS AT STARKE	342	413	509

BRADFORD COUNTY RESIDENT-SPECIFIC DATA:



ORAL HEALTH EMERGENCY ROOM VISITS BY NUMBER OF COUNTY CHILDREN BY AGE GROUP

0-4		5-9			10-14			15-19			
2008	2009	2010	2008	2009	2010	2008	2009	2010	2008	2009	2010
7	2	9	8	2	8	7	3	5	20	19	20

*Source: The Health Council of Southeast Florida, on behalf of the Florida Public Health Institute, review of the past three years of emergency-room Ambulatory Care-Sensitive dental data submitted to the Florida Agency for Healthcare Administration (AHCA) Emergency Department Database.