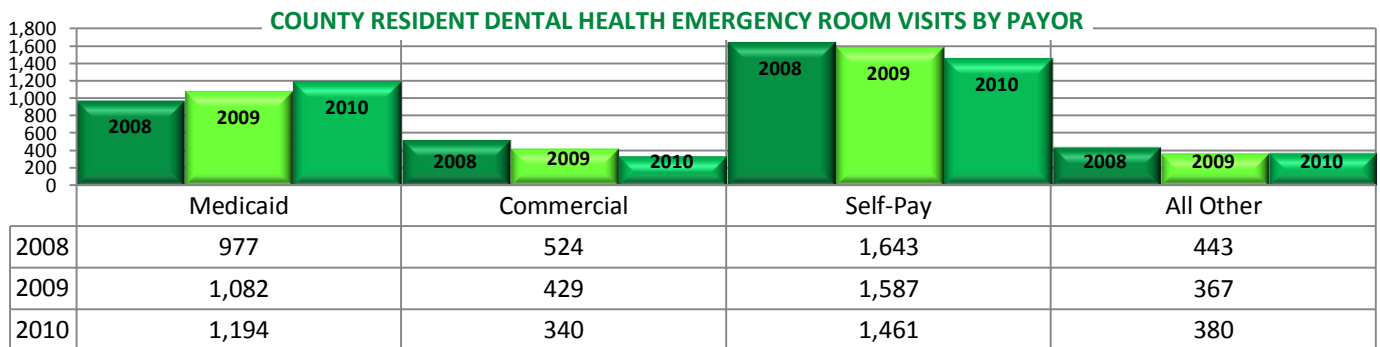
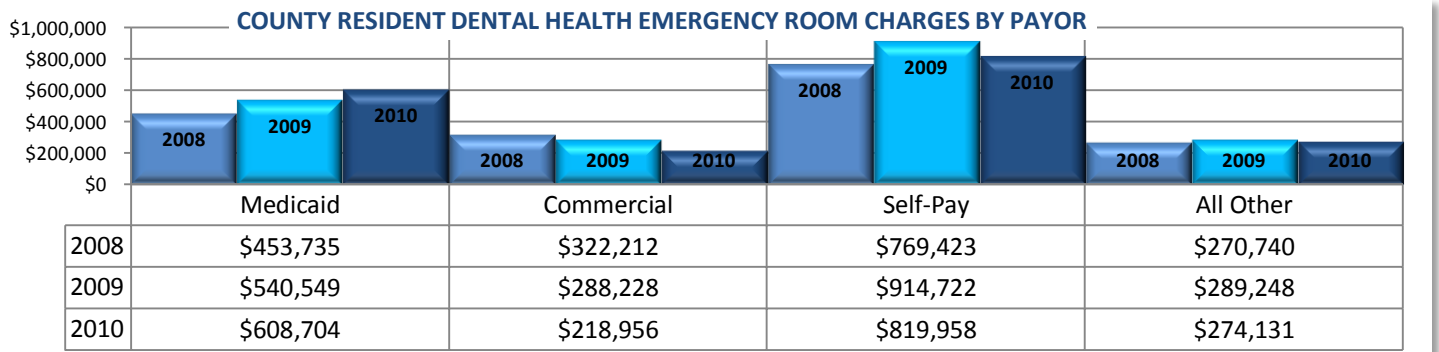
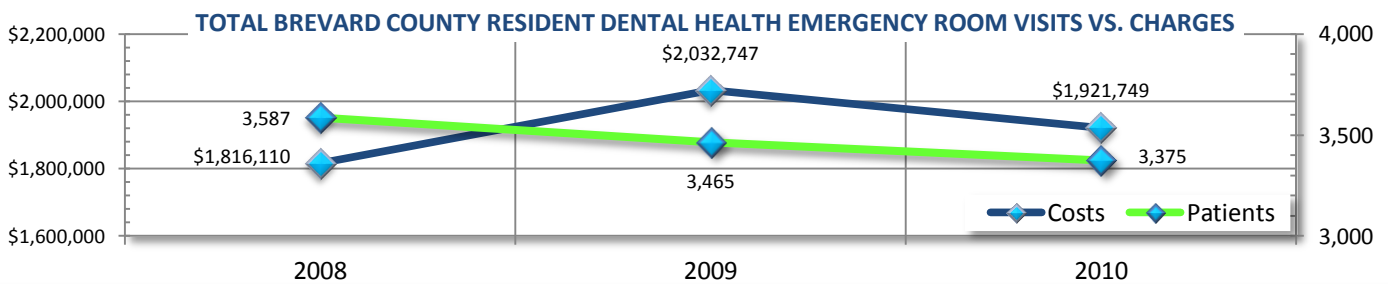


ORAL HEALTH EMERGENCY ROOM SPENDING IN BREVARD COUNTY AN AVOIDABLE HEALTHCARE COST

ORAL HEALTH EMERGENCY ROOM VISITS BY BREVARD COUNTY HOSPITAL: ALL PATIENTS

	2008	2009	2010
CAPE CANAVERAL HOSPITAL	380	300	299
HOLMES REGIONAL MEDICAL CENTER	787	794	718
PALM BAY HOSPITAL	713	754	753
PARRISH MEDICAL CENTER	995	956	966
WUESTHOFF MEDICAL CENTER – MELBOURNE	393	413	345
WUESTHOFF MEDICAL CENTER – ROCKLEDGE	435	371	395

BREVARD COUNTY RESIDENT-SPECIFIC DATA:



ORAL HEALTH EMERGENCY ROOM VISITS BY NUMBER OF BREVARD COUNTY CHILDREN BY AGE GROUP

	0-4			5-9			10-14			15-19		
	2008	2009	2010	2008	2009	2010	2008	2009	2010	2008	2009	2010
	71	65	52	67	79	57	50	36	39	223	200	182

*Source: The Health Council of Southeast Florida, on behalf of the Florida Public Health Institute, review of the past three years of emergency-room Ambulatory Care-Sensitive dental data submitted to the Florida Agency for Healthcare Administration (AHCA) Emergency Department Database.