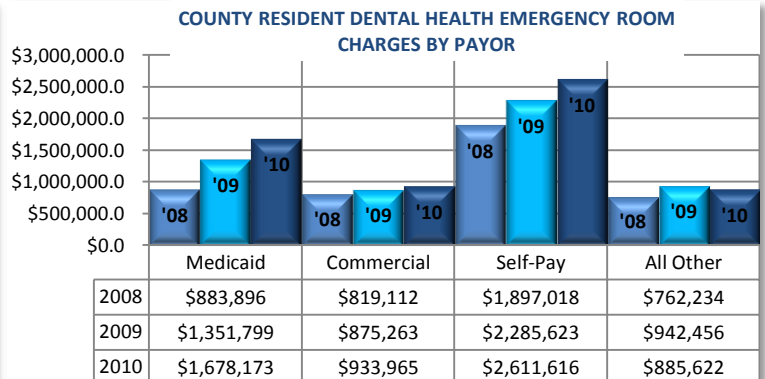
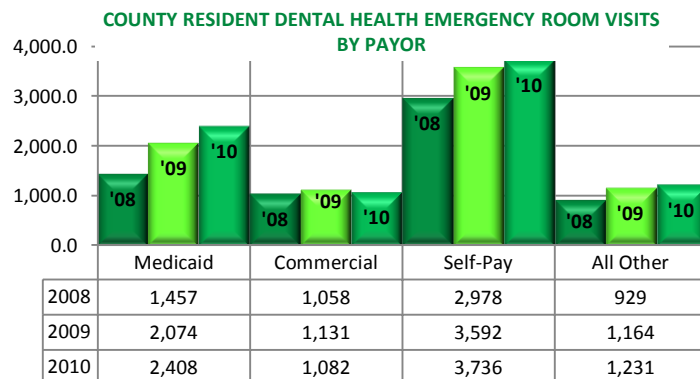
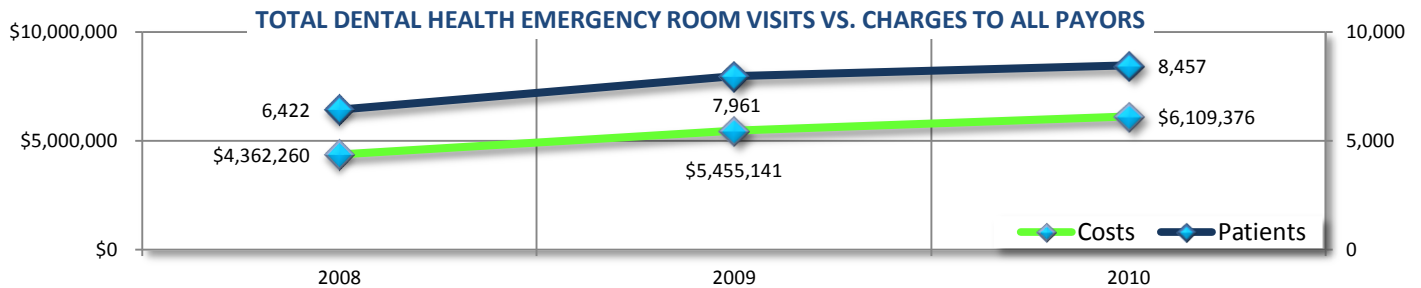


ORAL HEALTH EMERGENCY ROOM SPENDING IN BROWARD COUNTY AN AVOIDABLE HEALTHCARE COST

NUMBER OF DENTAL HEALTH EMERGENCY ROOM VISITS BY BROWARD COUNTY HOSPITAL 2008 – 2010:

	2008	2009	2010
BROWARD GENERAL MEDICAL CENTER	1,299	1,632	1,640
CLEVELAND CLINIC HOSPITAL	98	91	102
CORAL SPRINGS MEDICAL CENTER	391	375	420
HOLY CROSS HOSPITAL INC	370	388	393
IMPERIAL POINT MEDICAL CENTER	366	424	464
MEMORIAL HOSPITAL MIRAMAR	223	254	279
MEMORIAL HOSPITAL PEMBROKE	371	410	435
MEMORIAL HOSPITAL WEST	535	552	623
MEMORIAL REGIONAL HOSPITAL	1,338	1,370	1,476
MEMORIAL REGIONAL HOSPITAL SOUTH	179	224	218
NORTH BROWARD MEDICAL CENTER	701	764	775
NORTH SHORE MEDICAL CENTER - FMC CAMPUS	197	224	244
NORTHWEST MEDICAL CENTER	231	245	279
PLANTATION GENERAL HOSPITAL	371	412	467
UNIVERSITY HOSPITAL AND MEDICAL CENTER	198	223	262
WESTSIDE REGIONAL MEDICAL CENTER	309	373	380

BROWARD COUNTY RESIDENT-SPECIFIC DATA:



ORAL HEALTH EMERGENCY ROOM VISITS BY NUMBER OF BROWARD COUNTY CHILDREN BY AGE GROUP											
0-4			5-9			10-14			15-19		
2008	2009	2010	2008	2009	2010	2008	2009	2010	2008	2009	2010
415	465	477	193	193	230	124	137	143	356	395	413

*Source: The Health Council of Southeast Florida, on behalf of the Florida Public Health Institute, review of the past three years of emergency-room Ambulatory Care-Sensitive dental data submitted to the Florida Agency for Healthcare Administration (AHCA) Emergency Department Database.