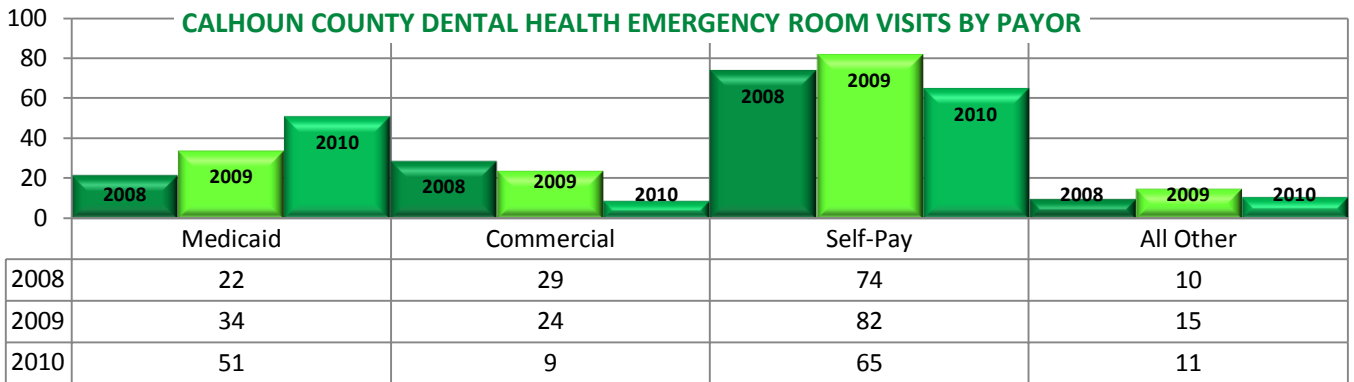
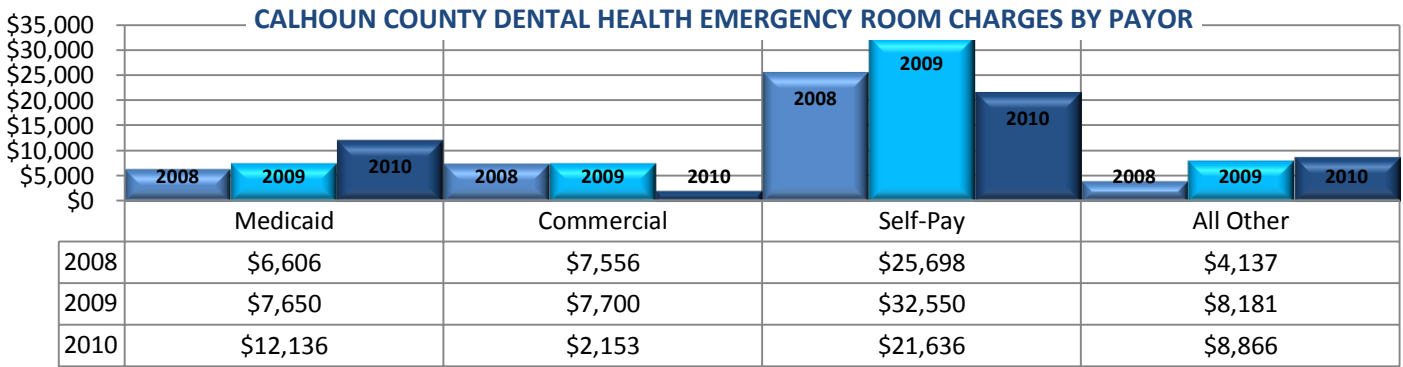
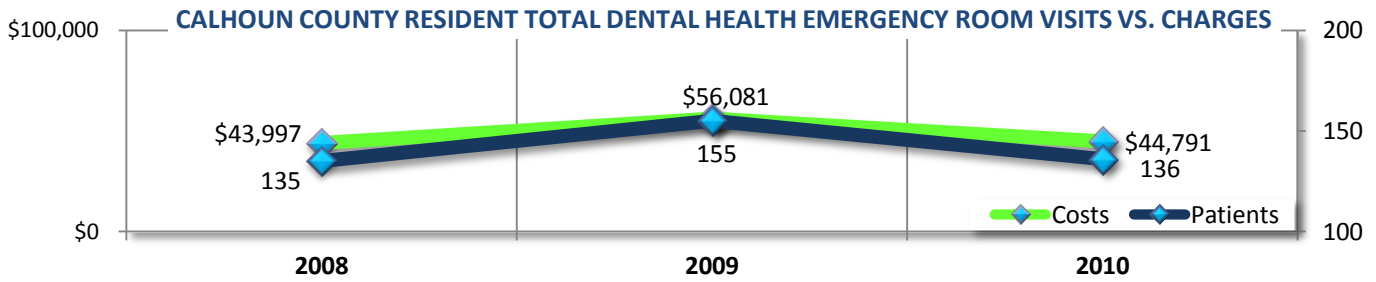


ORAL HEALTH EMERGENCY ROOM SPENDING IN CALHOUN COUNTY AN AVOIDABLE HEALTHCARE COST

NUMBER OF DENTAL HEALTH EMERGENCY ROOM VISITS BY CALHOUN COUNTY HOSPITAL 2008 - 2010

	2008	2009	2010
Calhoun-Liberty Hospital	156	184	165

RESIDENT-SPECIFIC CALHOUN COUNTY DATA:



ORAL HEALTH EMERGENCY ROOM VISITS BY NUMBER OF CALHOUN COUNTY CHILDREN BY AGE GROUP

0-4			5-9			10-14			15-19		
2008	2009	2010	2008	2009	2010	2008	2009	2010	2008	2009	2010
3	1	2	4	1	4	1	1	0	6	6	4

* An analysis of Florida Agency for Healthcare Administration (AHCA) 2008-2010 Emergency Department Database – Ambulatory Care-Sensitive Dental Conditions by the Florida Public Health Institute from data collected by the Health Council of Southeast Florida.