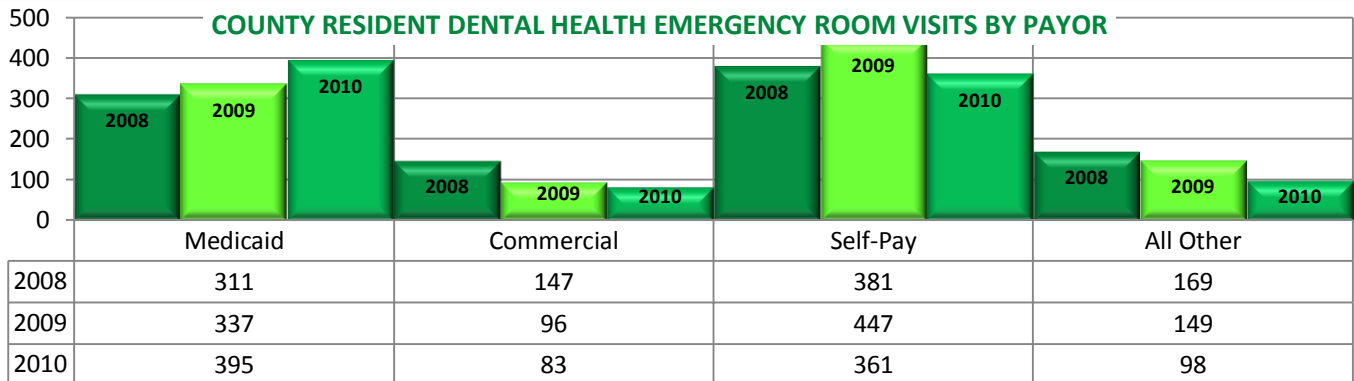
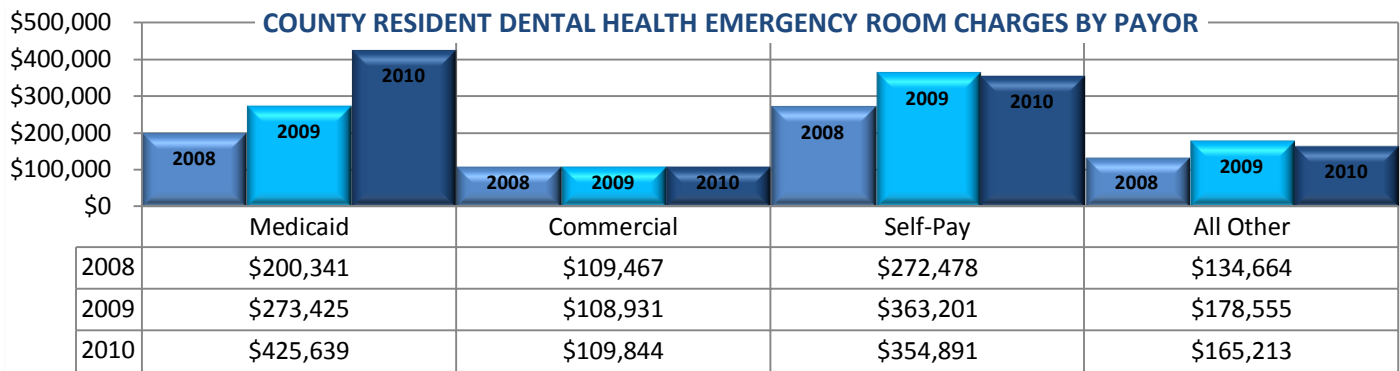
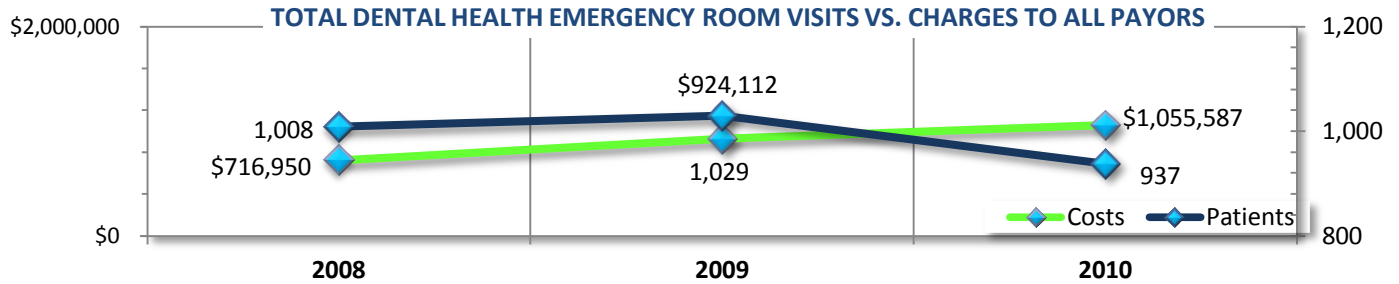


ORAL HEALTH EMERGENCY ROOM SPENDING IN CHARLOTTE COUNTY AN AVOIDABLE HEALTHCARE COST

DENTAL HEALTH EMERGENCY ROOM VISITS AND CHARGES BY HOSPITAL 2008 – 2010: ALL PATIENTS	2008	2009	2010
CHARLOTTE REGIONAL MEDICAL CENTER	323	354	302
FAWCETT MEMORIAL HOSPITAL	363	272	229
PEACE RIVER REGIONAL MEDICAL CENTER	497	495	448

DENTAL HEALTH EMERGENCY ROOM UTILIZATION BY CHARLOTTE COUNTY RESIDENTS 2008-2010



ORAL HEALTH EMERGENCY ROOM VISITS BY NUMBER OF CHARLOTTE COUNTY CHILDREN BY AGE GROUP											
0-4			5-9			10-14			15-19		
2008	2009	2010	2008	2009	2010	2008	2009	2010	2008	2009	2010
16	22	18	18	14	23	14	11	17	43	64	45

*Source: The Health Council of Southeast Florida, on behalf of the Florida Public Health Institute, review of the past three years of emergency-room Ambulatory Care-Sensitive dental data submitted to the Florida Agency for Healthcare Administration (AHCA) Emergency Department Database.