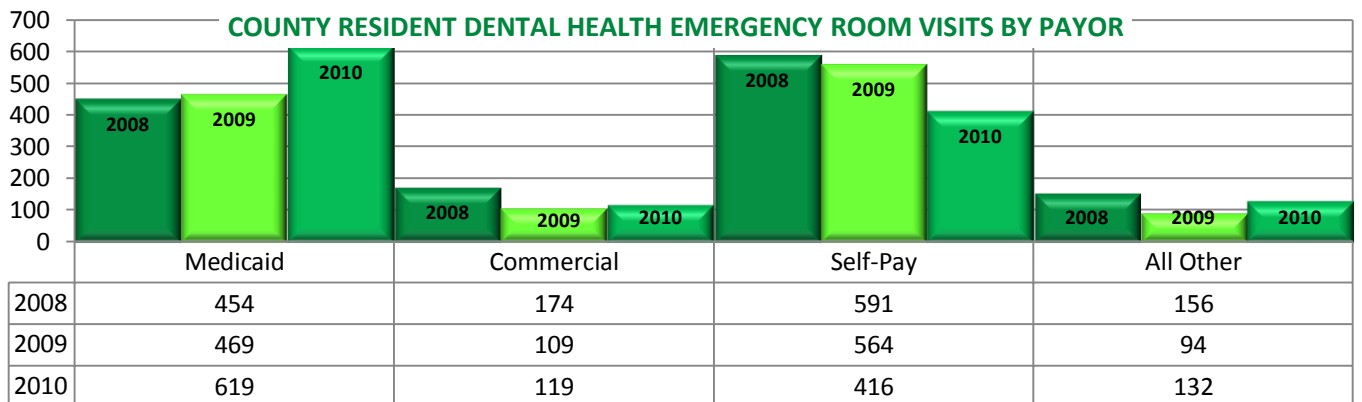
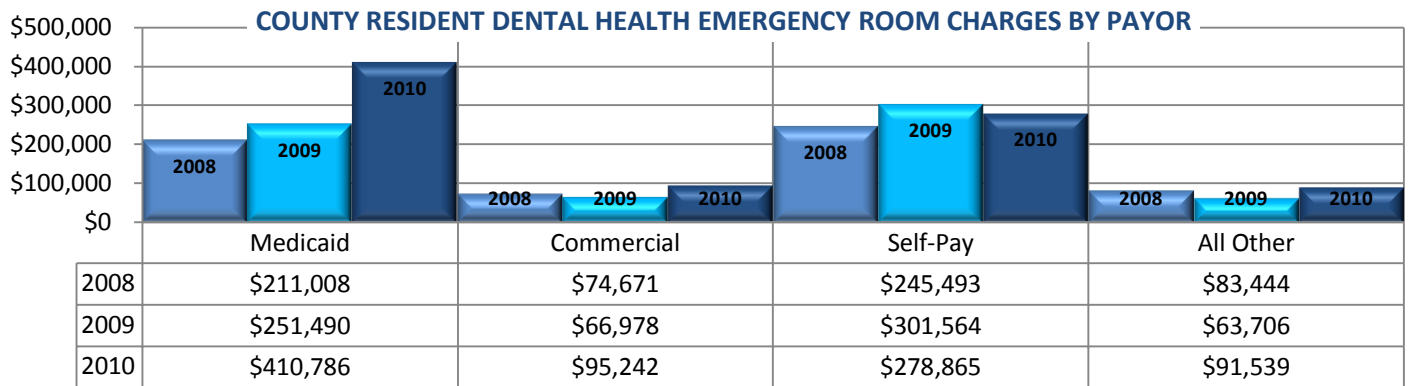
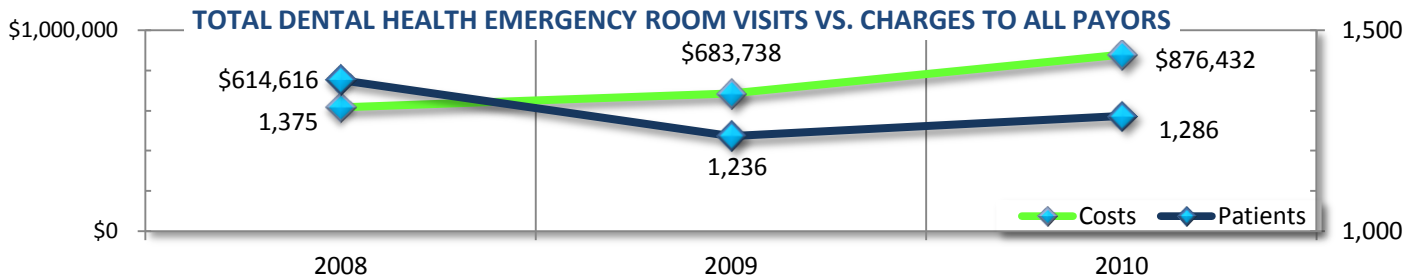


ORAL HEALTH EMERGENCY ROOM SPENDING IN CITRUS COUNTY AN AVOIDABLE HEALTHCARE COST

DENTAL HEALTH EMERGENCY ROOM VISITS BY HOSPITAL 2008 – 2010: ALL PATIENTS

	2008	2009	2010
CITRUS MEMORIAL HOSPITAL	912	765	795
SEVEN RIVERS REGIONAL MEDICAL CENTER	510	518	472

DENTAL HEALTH EMERGENCY ROOM UTILIZATION BY CITRUS COUNTY RESIDENTS: 2008-2010



ORAL HEALTH EMERGENCY ROOM VISITS BY NUMBER OF CITRUS COUNTY CHILDREN BY AGE GROUP

0-4			5-9			10-14			15-19		
2008	2009	2010	2008	2009	2010	2008	2009	2010	2008	2009	2010
17	7	25	24	19	17	15	15	17	69	64	74

*Source: The Health Council of Southeast Florida, on behalf of the Florida Public Health Institute, review of the past three years of emergency-room Ambulatory Care-Sensitive dental data submitted to the Florida Agency for Healthcare Administration (AHCA) Emergency Department Database.

To join or for more information, please visit www.oralhealthflorida.com
www.flphi.org