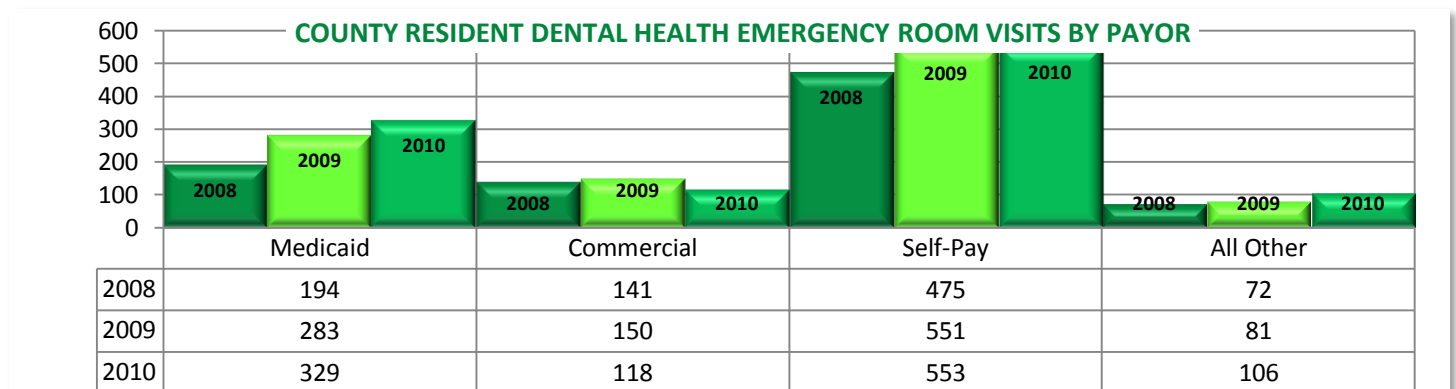
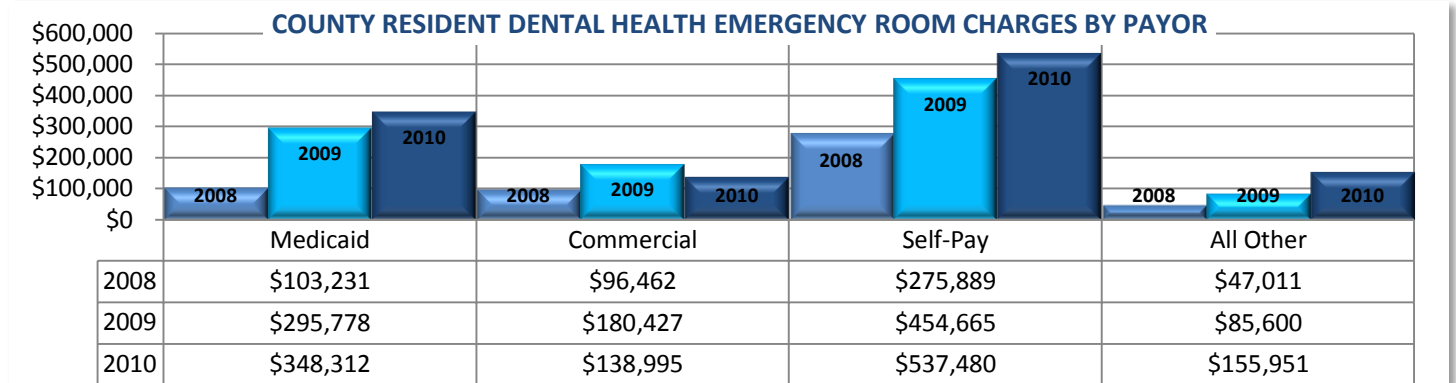
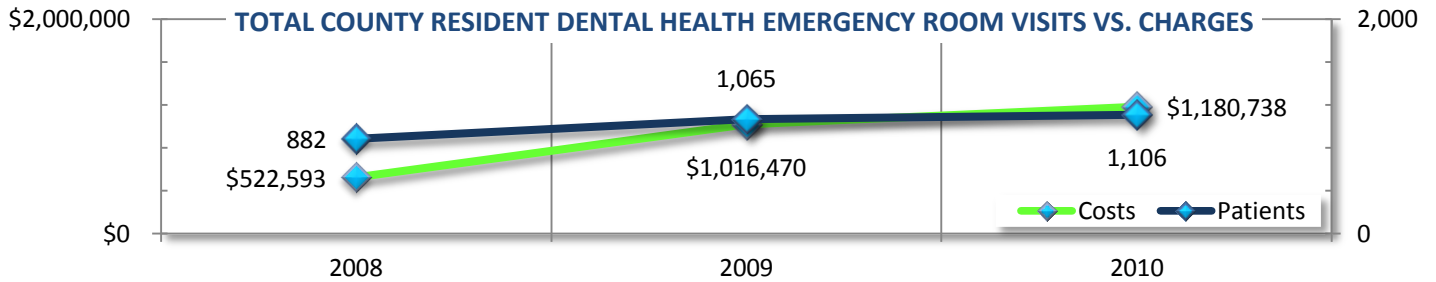


## ORAL HEALTH EMERGENCY ROOM SPENDING IN CLAY COUNTY AN AVOIDABLE HEALTHCARE COST

### DENTAL HEALTH EMERGENCY ROOM VISITS BY HOSPITAL 2008 – 2010: ALL PATIENTS

	2008	2009	2010
ORANGE PARK MEDICAL CENTER	1,022	1,341	1,363

### DENTAL HEALTH EMERGENCY ROOM UTILIZATION BY CLAY COUNTY RESIDENTS: 2008-2010



### ORAL HEALTH EMERGENCY ROOM VISITS BY NUMBER OF CLAY COUNTY CHILDREN BY AGE GROUP

0-4		5-9			10-14			15-19			
2008	2009	2010	2008	2009	2010	2008	2009	2010	2008	2009	2010
27	31	22	23	29	20	18	12	19	53	59	54

\*Source: The Health Council of Southeast Florida, on behalf of the Florida Public Health Institute, review of the past three years of emergency-room Ambulatory Care-Sensitive dental data submitted to the Florida Agency for Healthcare Administration (AHCA) Emergency Department Database.

To join or for more information, please visit [www.oralhealthflorida.com](http://www.oralhealthflorida.com)  
[www.flphi.org](http://www.flphi.org)