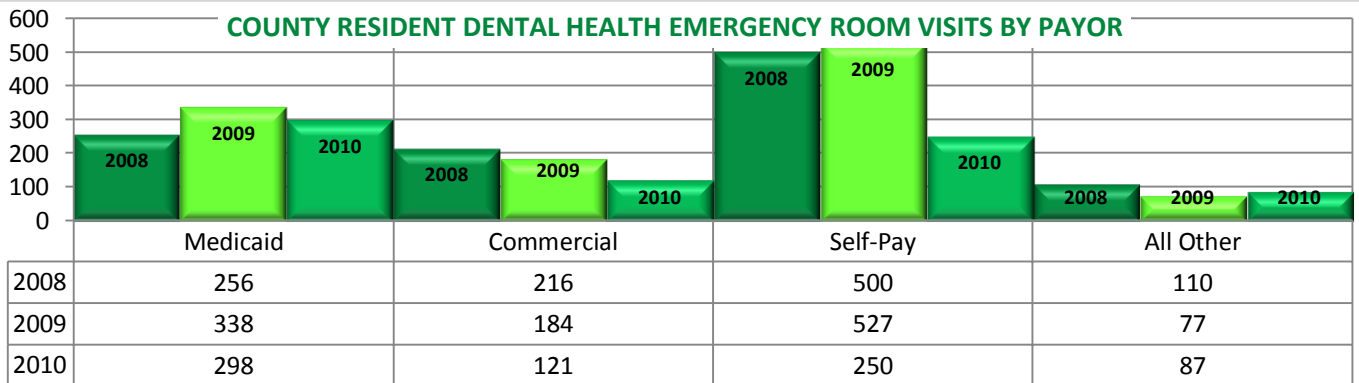
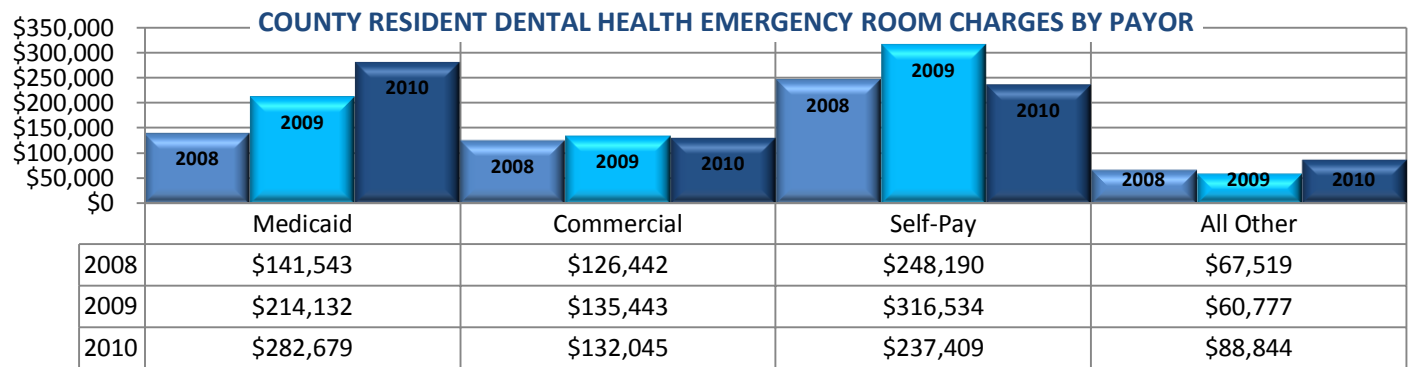
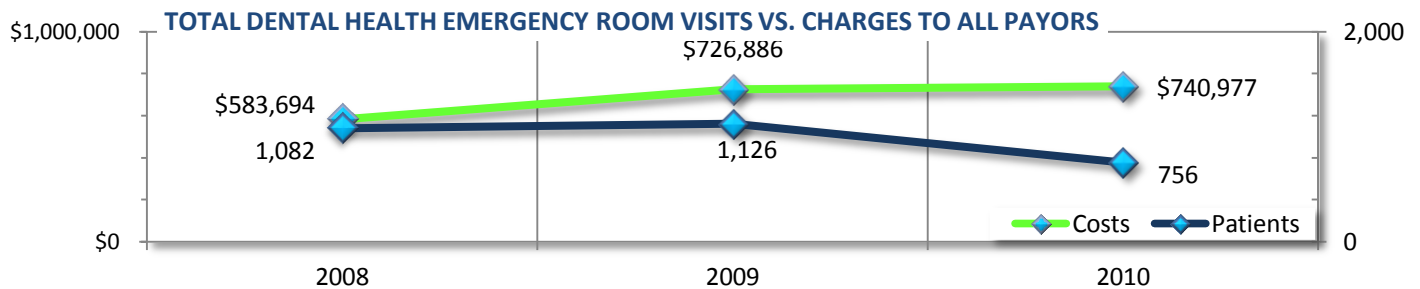


ORAL HEALTH EMERGENCY ROOM SPENDING IN COLLIER COUNTY AN AVOIDABLE HEALTHCARE COST

DENTAL HEALTH EMERGENCY ROOM VISITS BY COLLIER COUNTY HOSPITAL 2008 – 2010: ALL PATIENTS

	2008	2009	2010
NAPLES COMMUNITY HOSPITAL	313	320	85
NCH HEALTHCARE SYSTEM NORTH NAPLES HOSPITAL	399	412	146
PHYSICIANS REGIONAL MEDICAL CENTER – COLLIER BLVD	330	358	355
PHYSICIANS REGIONAL MEDICAL CENTER – PINE RIDGE	184	181	204

DENTAL HEALTH EMERGENCY ROOM UTILIZATION BY COLLIER COUNTY RESIDENTS: 2008-2010



ORAL HEALTH EMERGENCY ROOM VISITS BY NUMBER OF COLLIER COUNTY CHILDREN BY AGE GROUP

0-4		5-9			10-14			15-19			
2008	2009	2010	2008	2009	2010	2008	2009	2010	2008	2009	2010
87	95	58	31	37	27	22	15	17	41	65	34

*Source: The Health Council of Southeast Florida, on behalf of the Florida Public Health Institute, review of the past three years of emergency-room Ambulatory Care-Sensitive dental data submitted to the Florida Agency for Healthcare Administration (AHCA) Emergency Department Database.

To join or for more information, please visit www.oralhealthflorida.com
www.flphi.org