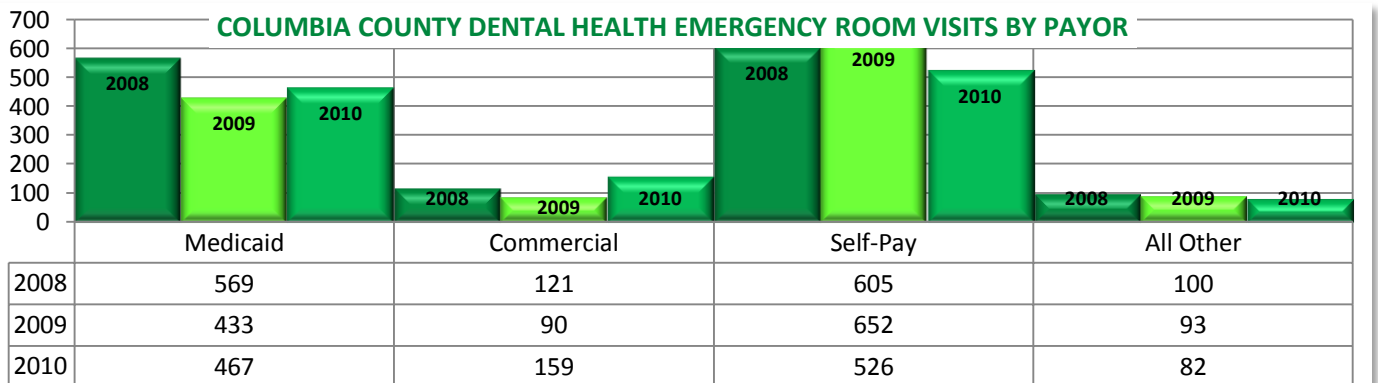
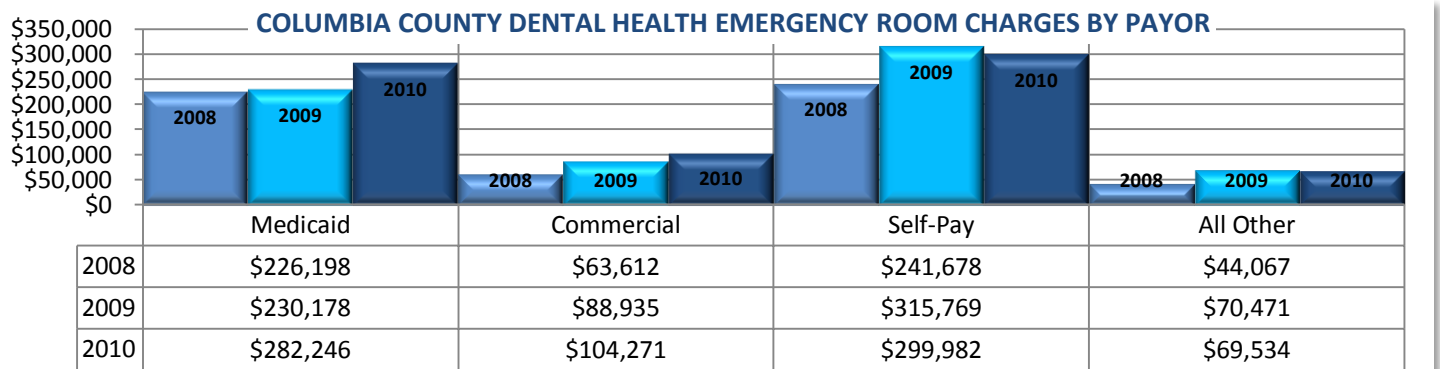
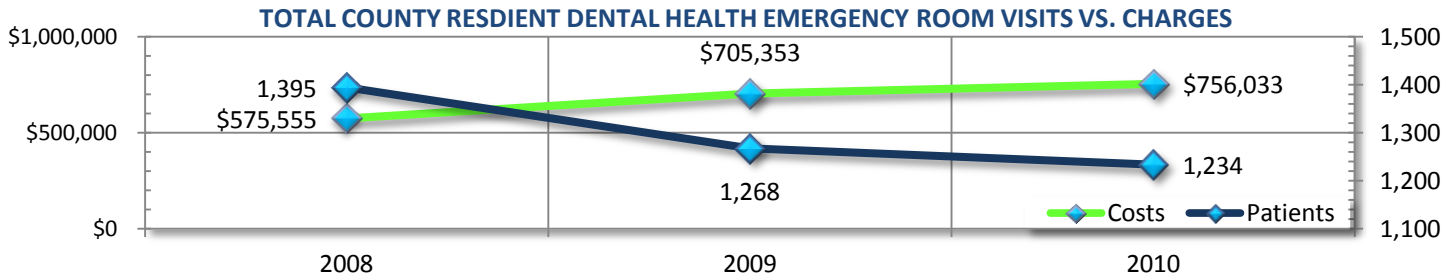


ORAL HEALTH EMERGENCY ROOM SPENDING IN COLUMBIA COUNTY AN AVOIDABLE HEALTHCARE COST

TOTAL DENTAL HEALTH EMERGENCY ROOM VISITS BY COLUMBIA COUNTY HOSPITAL 2008 – 2010: ALL PATIENTS

	2008	2009	2010
LAKE CITY MEDICAL CENTER	618	505	510
SHANDS AT LAKE SHORE	983	1,005	903

DENTAL HEALTH EMERGENCY ROOM UTILIZATION BY COLUMBIA COUNTY RESIDENTS: 2008-2010



ORAL HEALTH EMERGENCY ROOM VISITS BY NUMBER OF COLUMBIA COUNTY CHILDREN BY AGE GROUP

0-4		5-9			10-14			15-19			
2008	2009	2010	2008	2009	2010	2008	2009	2010	2008	2009	2010
29	12	15	12	15	17	21	16	17	73	78	66

*Source: The Health Council of Southeast Florida, on behalf of the Florida Public Health Institute, review of the past three years of emergency-room Ambulatory Care-Sensitive dental data submitted to the Florida Agency for Healthcare Administration (AHCA) Emergency Department Database.