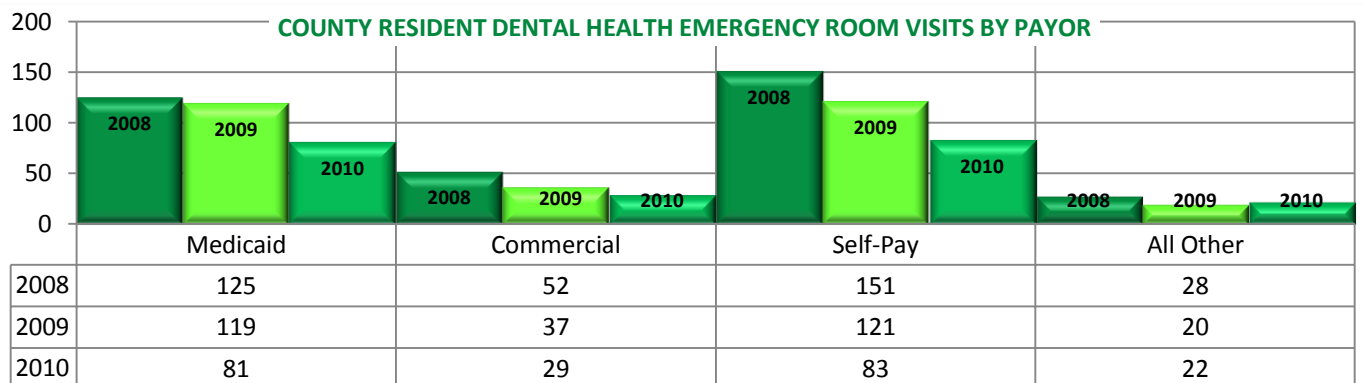
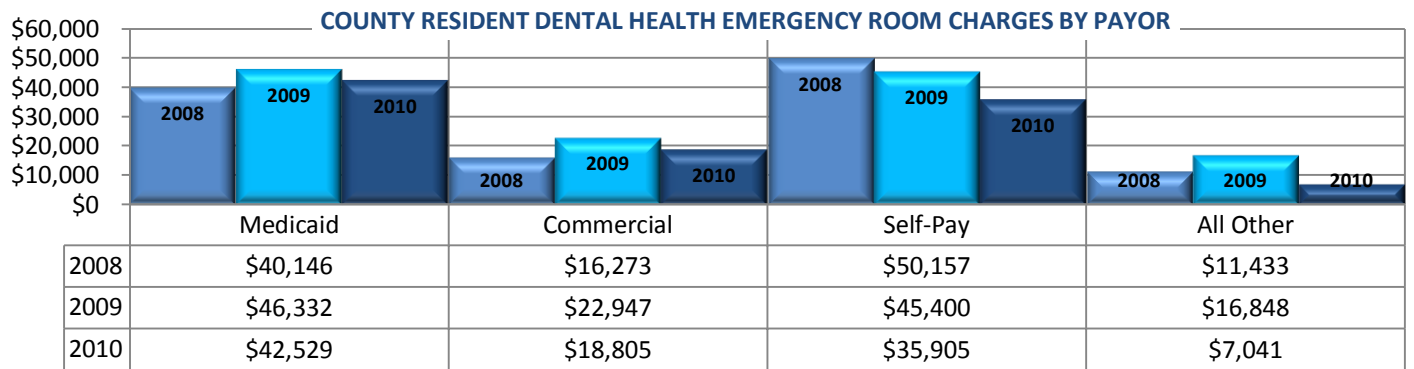
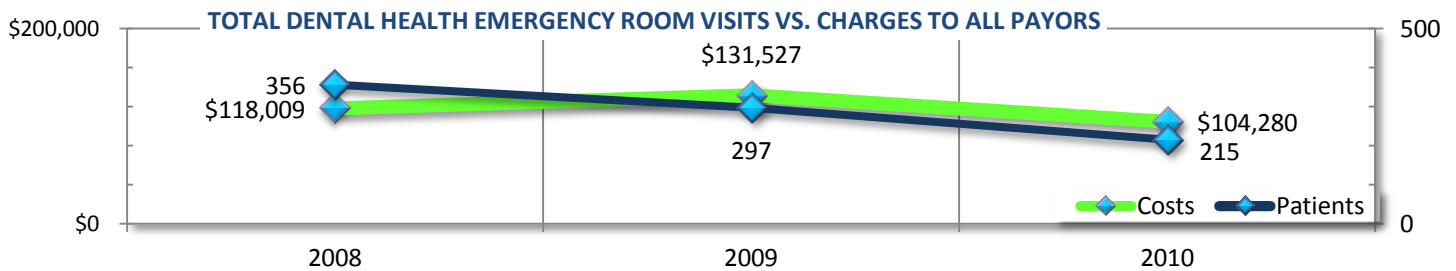


ORAL HEALTH EMERGENCY ROOM SPENDING IN DESOTO COUNTY AN AVOIDABLE HEALTHCARE COST

TOTAL DENTAL HEALTH EMERGENCY ROOM VISITS BY DESOTO COUNTY HOSPITAL 2008 – 2010: ALL PATIENTS	2008	2009	2010
DESOTO MEMORIAL HOSPITAL	329	284	160

DENTAL HEALTH EMERGENCY ROOM UTILIZATION BY DESOTO COUNTY RESIDENTS: 2008-2010



ORAL HEALTH EMERGENCY ROOM VISITS BY NUMBER OF DESOTO COUNTY CHILDREN BY AGE GROUP											
0-4			5-9			10-14			15-19		
2008	2009	2010	2008	2009	2010	2008	2009	2010	2008	2009	2010
14	6	7	10	8	3	10	4	4	24	15	9

*Source: The Health Council of Southeast Florida, on behalf of the Florida Public Health Institute, review of the past three years of emergency-room Ambulatory Care-Sensitive dental data submitted to the Florida Agency for Healthcare Administration (AHCA) Emergency Department Database.