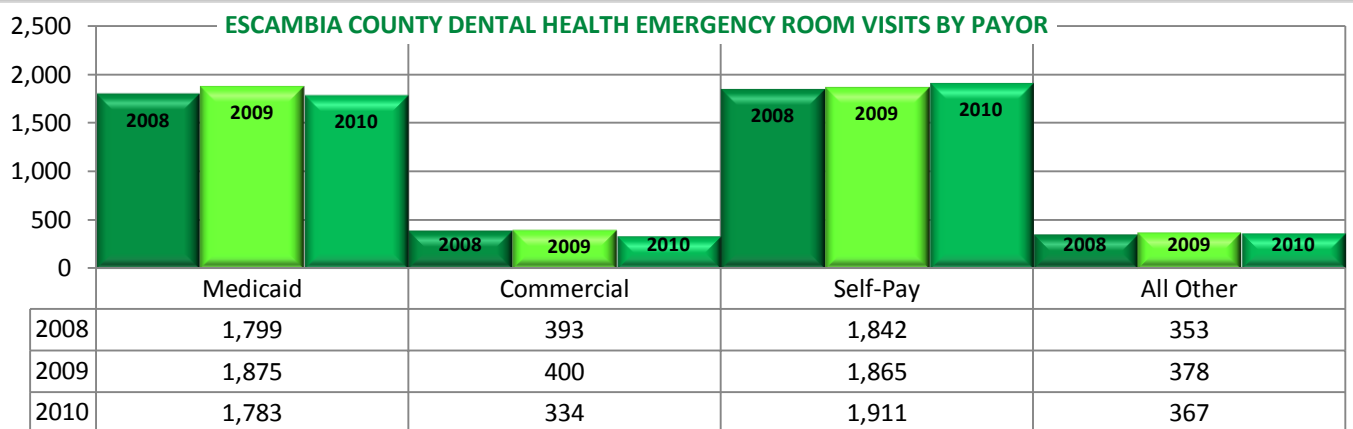
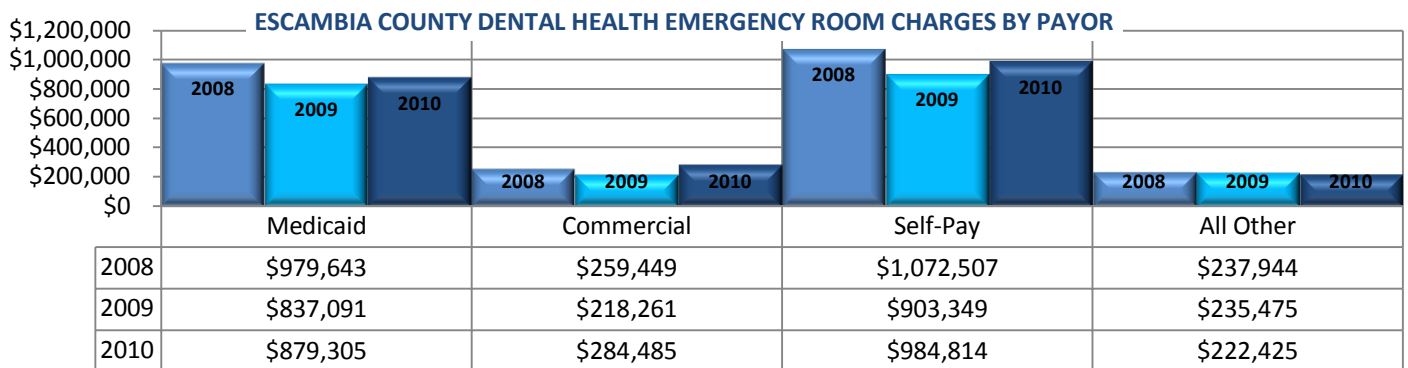
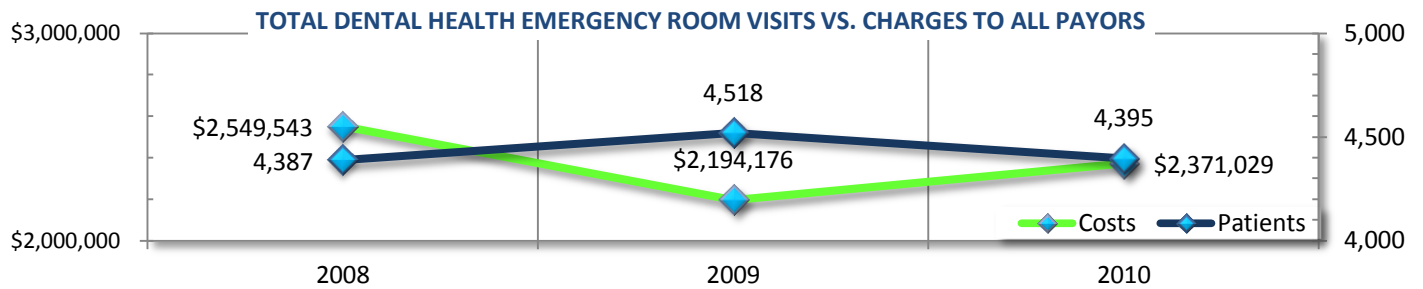


ORAL HEALTH EMERGENCY ROOM SPENDING IN ESCAMBIA COUNTY AN AVOIDABLE HEALTHCARE COST

DENTAL HEALTH EMERGENCY ROOM VISITS BY ESCAMBIA COUNTY HOSPITAL 2008 – 2010: ALL PATIENTS

	2008	2009	2010
BAPTIST HOSPITAL INC	2,058	1,940	1,749
SACRED HEART HOSPITAL	1,698	2,008	2,116
WEST FLORIDA HOSPITAL	662	604	685

RESIDENT-SPECIFIC ESCAMBIA COUNTY DATA:



ORAL HEALTH EMERGENCY ROOM VISITS BY NUMBER OF ESCAMBIA COUNTY CHILDREN BY AGE GROUP

0-4			5-9			10-14			15-19		
2008	2009	2010	2008	2009	2010	2008	2009	2010	2008	2009	2010
122	140	99	126	107	115	77	78	58	333	338	324

* An analysis of Florida Agency for Healthcare Administration (AHCA) 2008-2010 Emergency Department Database – Ambulatory Care-Sensitive Dental Conditions by the Florida Public Health Institute from data collected by the Health Council of Southeast Florida.

For more information or to join please visit www.oralhealthflorida.com
www.flphi.org