

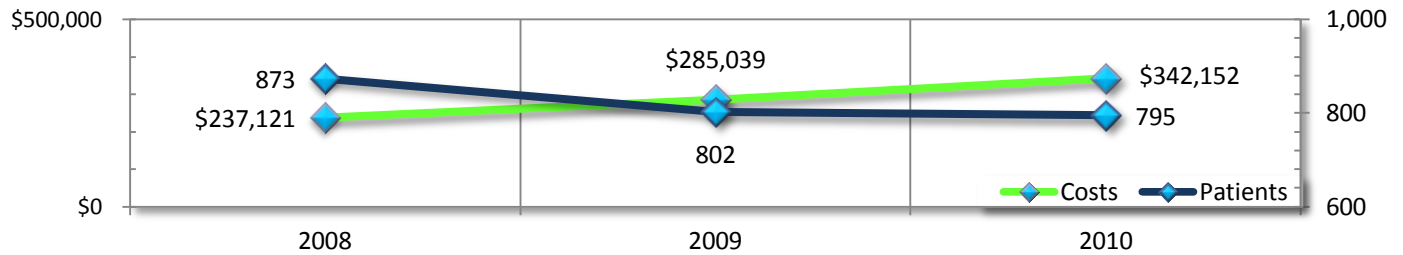
ORAL HEALTH EMERGENCY ROOM SPENDING IN FLAGLER COUNTY AN AVOIDABLE HEALTHCARE COST

DENTAL HEALTH EMERGENCY ROOM VISITS BY FLAGLER COUNTY HOSPITAL 2008 – 2010: ALL PATIENTS

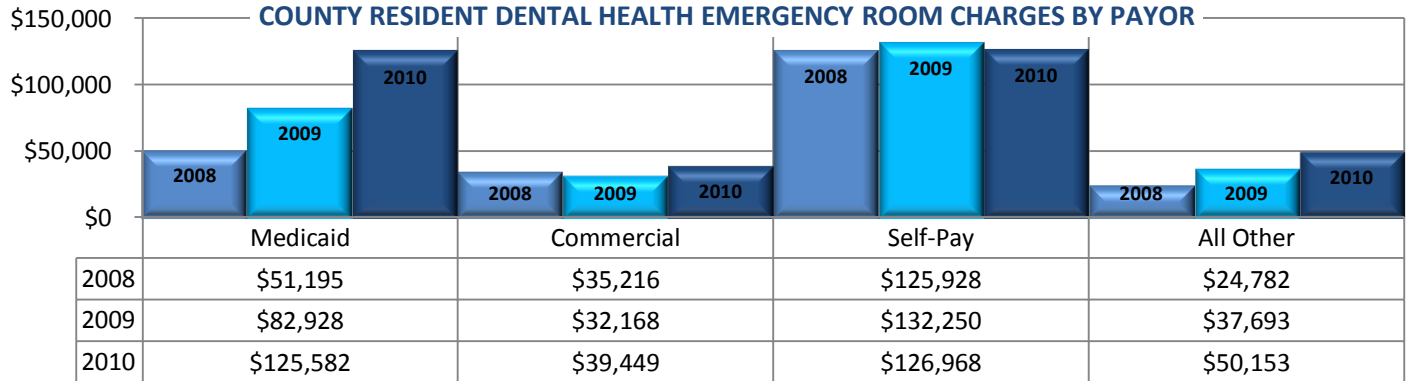
	2008	2009	2010
FLORIDA HOSPITAL FLAGLER	757	752	700

FLAGLER COUNTY RESIDENT-SPECIFIC DATA:

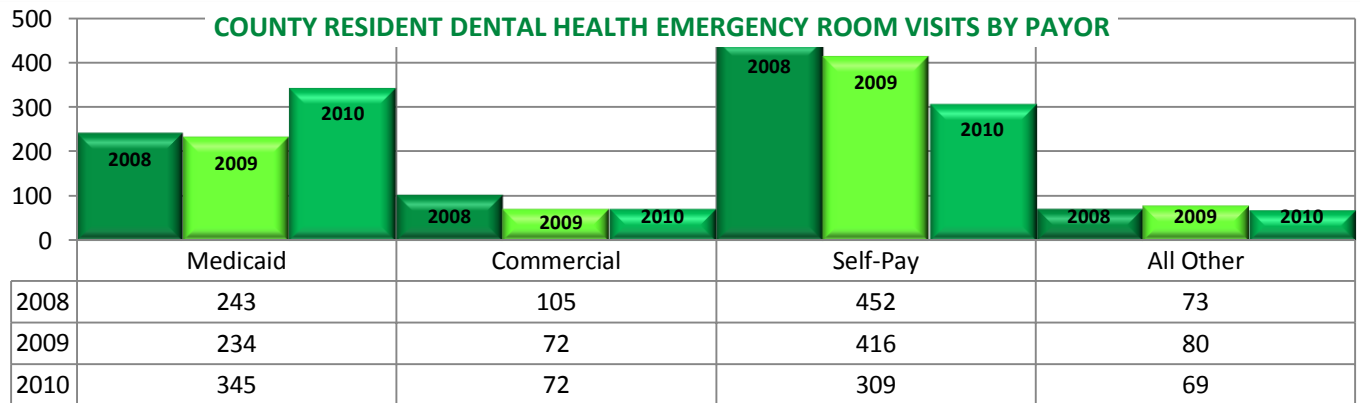
FLAGLER COUNTY DENTAL HEALTH EMERGENCY ROOM VISITS VS. CHARGES TO ALL PAYORS



COUNTY RESIDENT DENTAL HEALTH EMERGENCY ROOM CHARGES BY PAYOR



COUNTY RESIDENT DENTAL HEALTH EMERGENCY ROOM VISITS BY PAYOR



ORAL HEALTH EMERGENCY ROOM VISITS BY NUMBER OF FLAGLER COUNTY CHILDREN BY AGE GROUP

0-4		5-9			10-14			15-19			
2008	2009	2010	2008	2009	2010	2008	2009	2010	2008	2009	2010
28	21	28	16	17	14	16	10	9	52	60	42

* An analysis of Florida Agency for Healthcare Administration (AHCA) 2008-2010 Emergency Department Database – Ambulatory Care-Sensitive Dental Conditions by the Florida Public Health Institute from data collected by the Health Council of Southeast Florida.