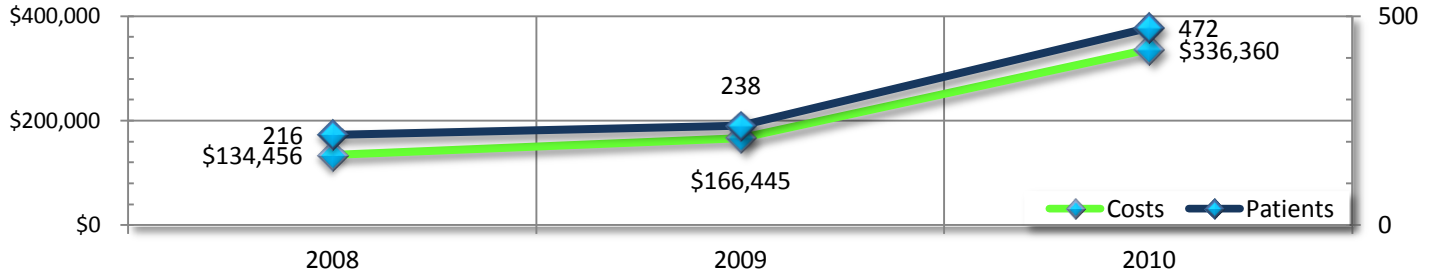


## GADSDEN COUNTY ORAL HEALTH EMERGENCY ROOM SPENDING AN AVOIDABLE HEALTHCARE COST

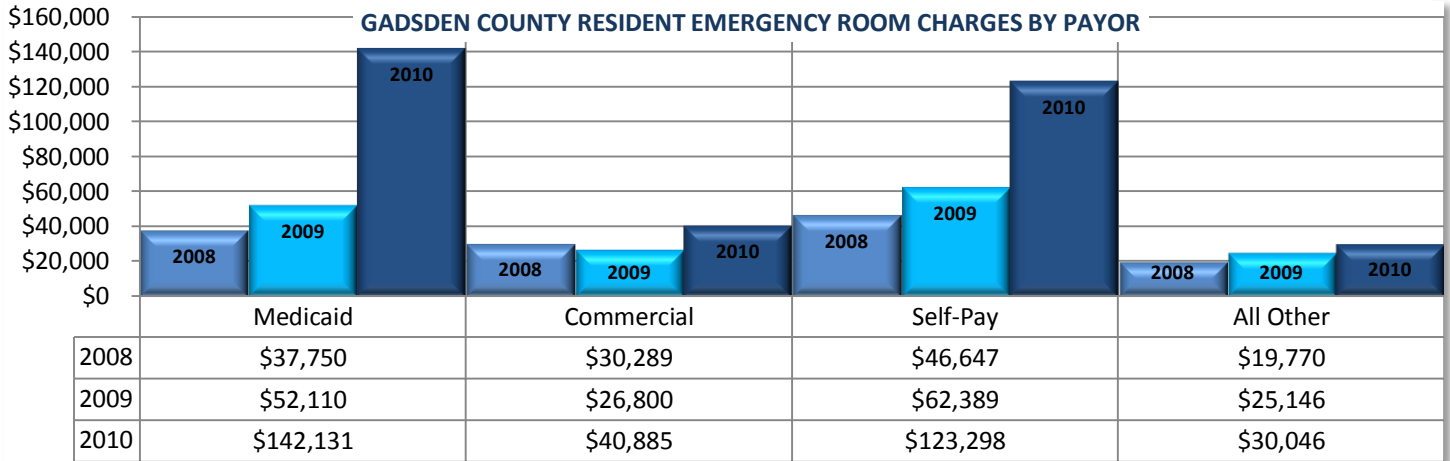
### GADSDEN COUNTY RESIDENT-SPECIFIC DATA:

NOTE: HOSPITALS LOCATED IN NEIGHBORING COUNTIES

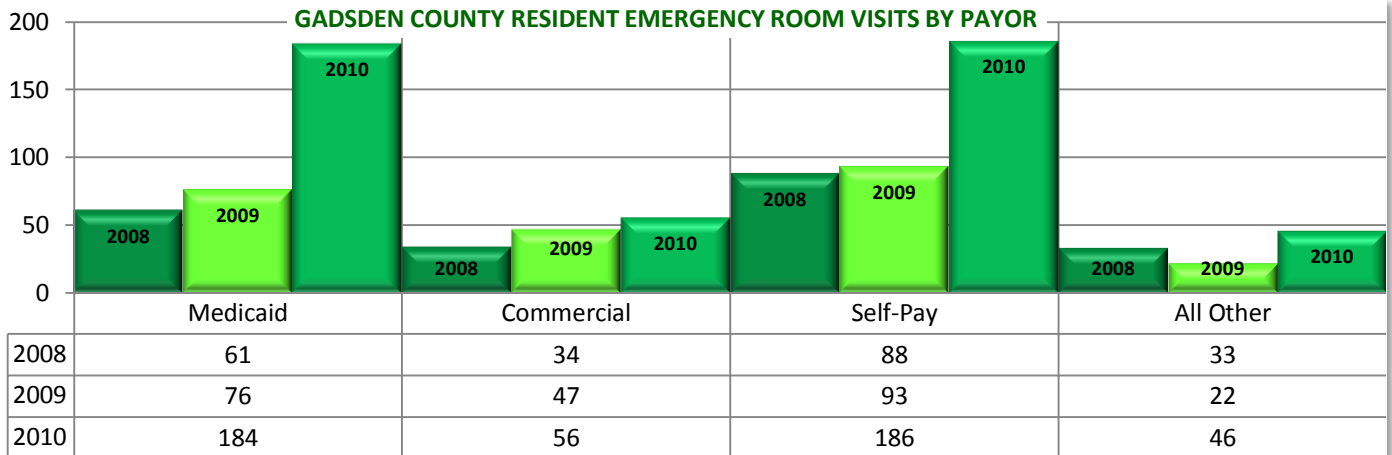
TOTAL DENTAL HEALTH EMERGENCY ROOM VISITS



GADSDEN COUNTY RESIDENT EMERGENCY ROOM CHARGES BY PAYOR



GADSDEN COUNTY RESIDENT EMERGENCY ROOM VISITS BY PAYOR



ORAL HEALTH EMERGENCY ROOM VISITS BY NUMBER OF GADSDEN COUNTY CHILDREN BY AGE GROUP

0-4		5-9			10-14			15-19			
2008	2009	2010	2008	2009	2010	2008	2009	2010	2008	2009	2010
10	10	17	6	10	6	1	4	5	25	15	33

\* An analysis of Florida Agency for Healthcare Administration (AHCA) 2008-2010 Emergency Department Database – Ambulatory Care-Sensitive Dental Conditions by the Florida Public Health Institute from data collected by the Health Council of Southeast Florida.