

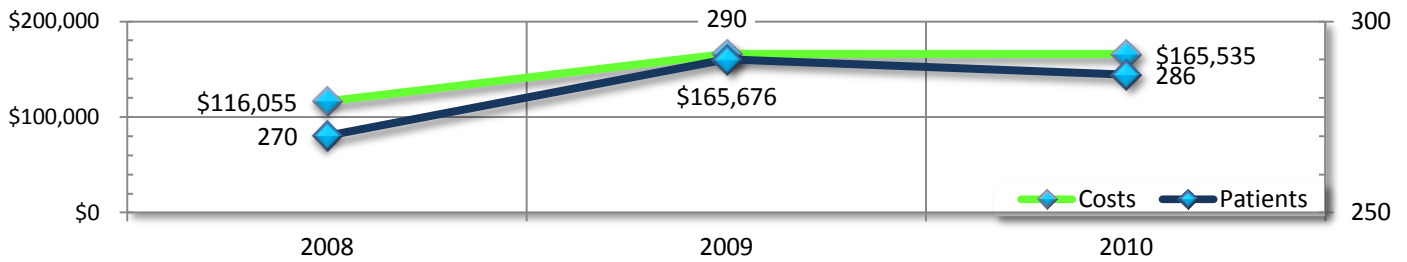
ORAL HEALTH EMERGENCY ROOM SPENDING IN HENDRY COUNTY AN AVOIDABLE HEALTHCARE COST

DENTAL HEALTH EMERGENCY ROOM VISITS BY HENDRY COUNTY HOSPITAL 2008 – 2010: ALL PATIENTS

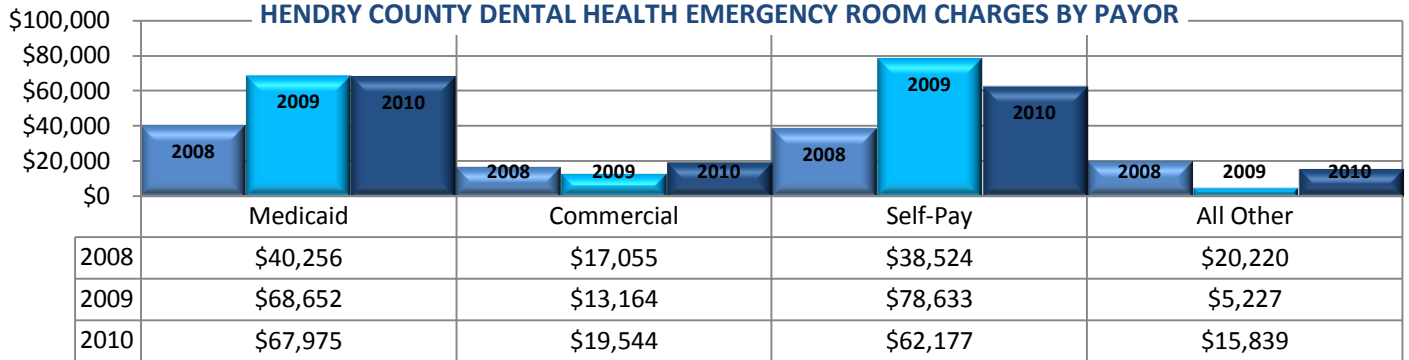
	2008	2009	2010
HENDRY REGIONAL MEDICAL CENTER	228	242	239

RESIDENT-SPECIFIC HENDRY COUNTY DATA

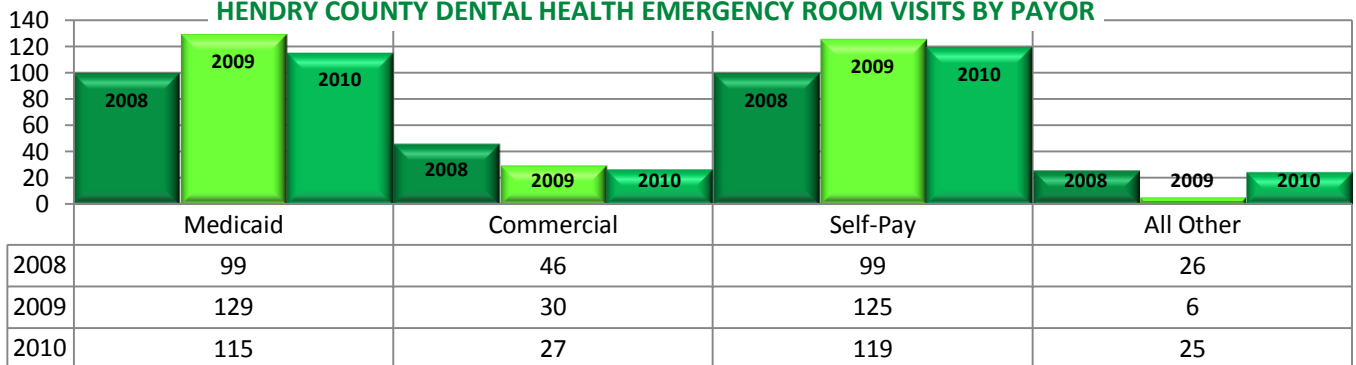
TOTAL HENDRY COUNTY RESIDENT DENTAL HEALTH EMERGENCY ROOM VISITS VS. CHARGES



HENDRY COUNTY DENTAL HEALTH EMERGENCY ROOM CHARGES BY PAYOR



HENDRY COUNTY DENTAL HEALTH EMERGENCY ROOM VISITS BY PAYOR



ORAL HEALTH EMERGENCY ROOM VISITS BY NUMBER OF HENDRY COUNTY CHILDREN BY AGE GROUP

0-4			5-9			10-14			15-19		
2008	2009	2010	2008	2009	2010	2008	2009	2010	2008	2009	2010
15	20	14	10	21	11	5	9	7	23	19	15

* An analysis of Florida Agency for Healthcare Administration (AHCA) 2008-2010 Emergency Department Database – Ambulatory Care-Sensitive Dental Conditions by the Florida Public Health Institute from data collected by the Health Council of Southeast Florida.