

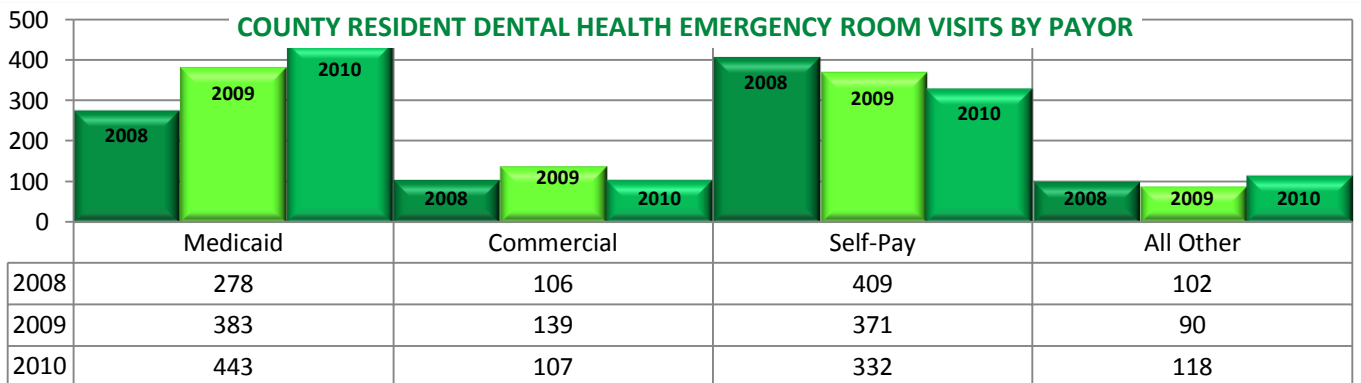
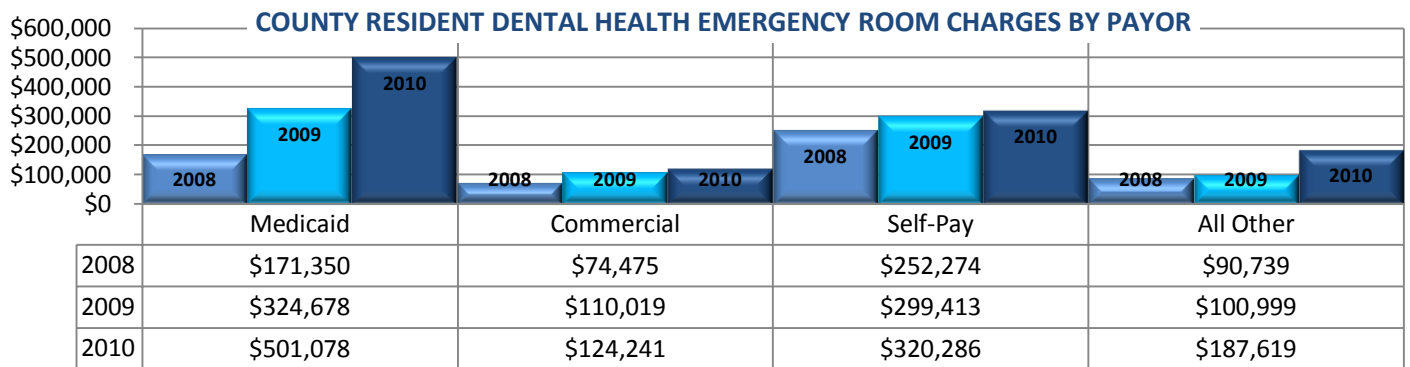
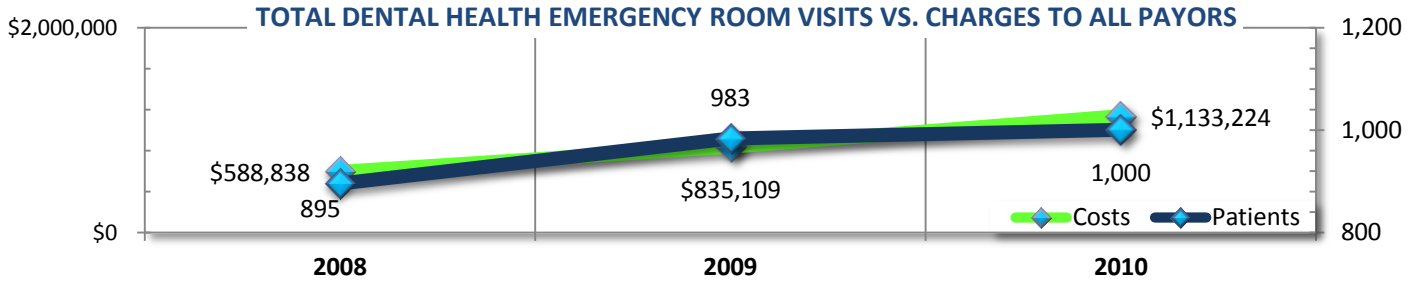
ORAL HEALTH EMERGENCY ROOM SPENDING IN HERNANDO COUNTY

AN AVOIDABLE HEALTHCARE COST

DENTAL HEALTH EMERGENCY ROOM VISITS BY HERNANDO COUNTY HOSPITAL 2008 – 2010: ALL PATIENTS

	2008		2009		2010	
BROOKSVILLE REGIONAL HOSPITAL	208		420		413	
OAK HILL HOSPITAL	315		276		268	
SPRING HILL REGIONAL HOSPITAL	587		547		504	

HERNANDO COUNTY RESIDENT-SPECIFIC DATA:



ORAL HEALTH EMERGENCY ROOM VISITS BY NUMBER OF HERNANDO COUNTY CHILDREN BY AGE GROUP

0-4		5-9			10-14			15-19			
2008	2009	2010	2008	2009	2010	2008	2009	2010	2008	2009	2010
20	34	28	20	28	22	12	14	13	55	60	39

* An analysis of Florida Agency for Healthcare Administration (AHCA) 2008-2010 Emergency Department Database – Ambulatory Care-Sensitive Dental Conditions by the Florida Public Health Institute from data collected by the Health Council of Southeast Florida.