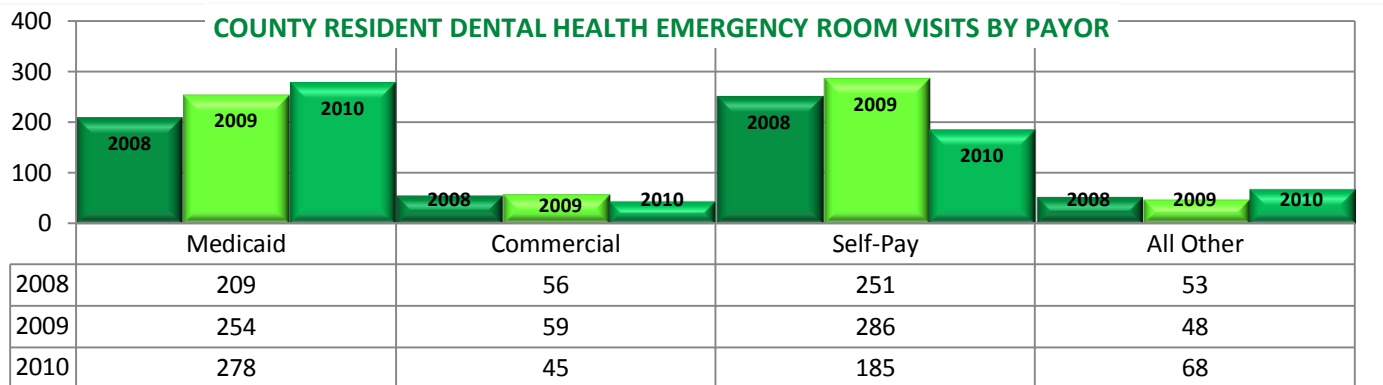
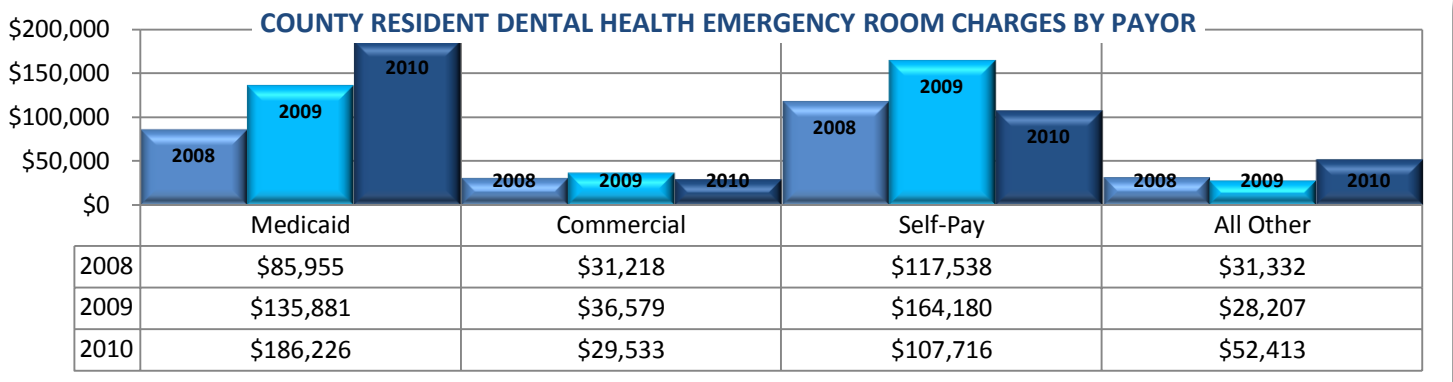
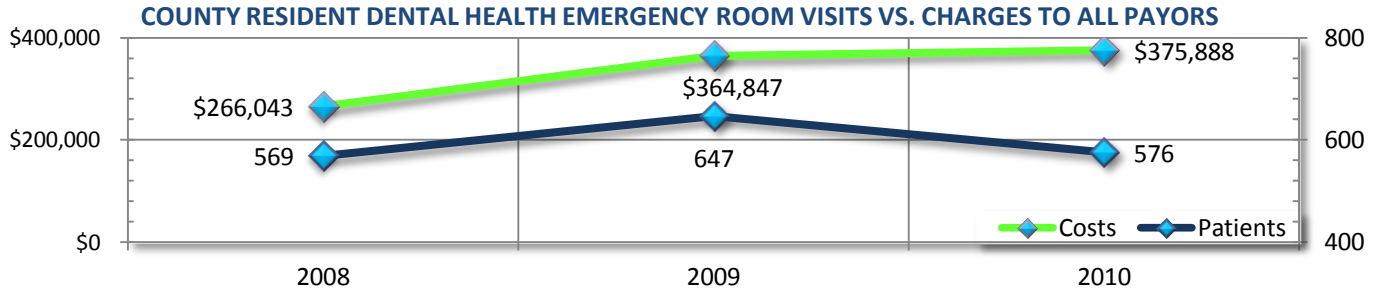


## ORAL HEALTH EMERGENCY ROOM SPENDING IN HIGHLANDS COUNTY AN AVOIDABLE HEALTHCARE COST

### DENTAL HEALTH EMERGENCY ROOM VISITS AND CHARGES BY HOSPITAL 2008 – 2010: ALL PATIENTS

	2008	2009	2010
FLORIDA HOSPITAL HEARTLAND MEDICAL CENTER	302	344	282
FLORIDA HOSPITAL LAKE PLACID	140	158	172
HIGHLANDS REGIONAL MEDICAL CENTER	158	218	186

### HIGHLANDS COUNTY RESIDENT-SPECIFIC DATA:



**ORAL HEALTH EMERGENCY ROOM VISITS BY NUMBER OF HIGHLANDS COUNTY CHILDREN BY AGE GROUP**

0-4		5-9			10-14			15-19			
2008	2009	2010	2008	2009	2010	2008	2009	2010	2008	2009	2010
9	9	20	16	5	8	3	5	4	27	24	28

\* An analysis of Florida Agency for Healthcare Administration (AHCA) 2008-2010 Emergency Department Database – Ambulatory Care-Sensitive Dental Conditions by the Florida Public Health Institute from data collected by the Health Council of Southeast Florida.