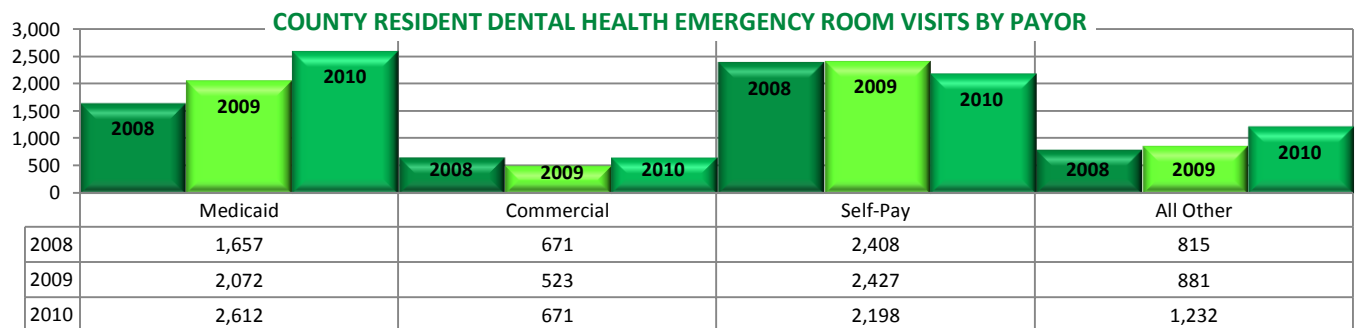
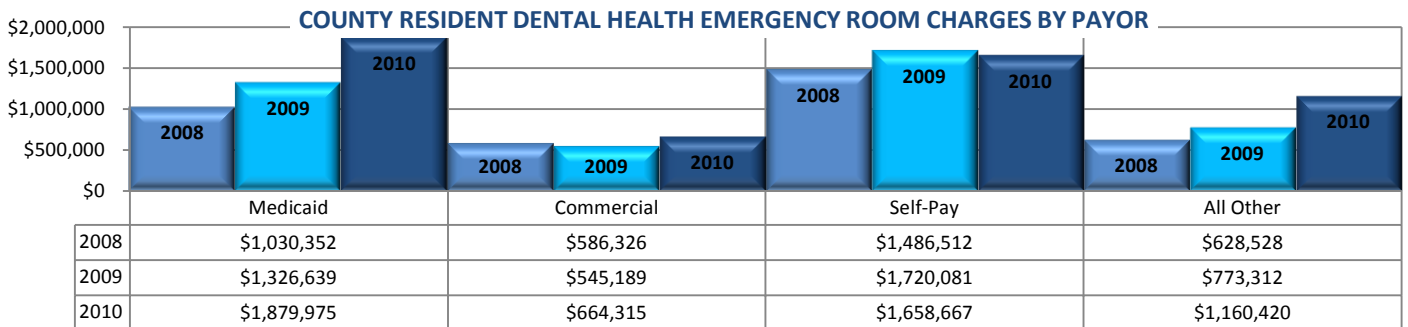
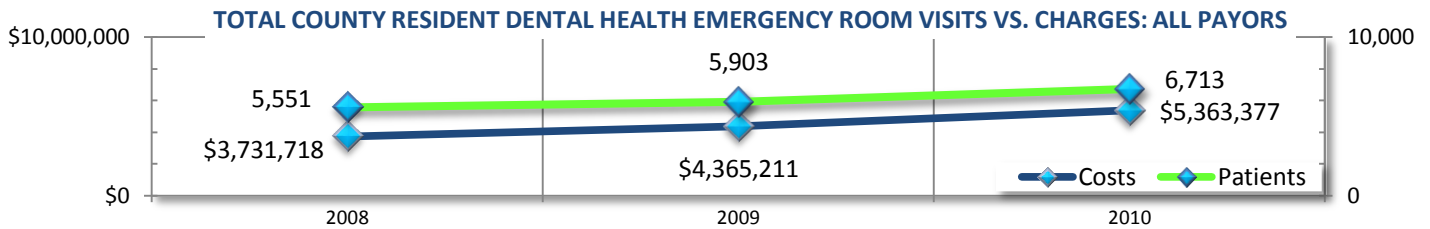


ORAL HEALTH EMERGENCY ROOM SPENDING IN HILLSBOROUGH COUNTY AN AVOIDABLE HEALTHCARE COST

DENTAL HEALTH EMERGENCY ROOM VISITS BY HOSPITAL 2008 – 2010: ALL PATIENTS

	2008	2009	2010
BRANDON REGIONAL HOSPITAL	807	960	1,092
MEMORIAL HOSPITAL OF TAMPA	73	80	80
SOUTH BAY HOSPITAL	125	220	241
SOUTH FLORIDA BAPTIST HOSPITAL	931	874	1,010
ST JOSEPHS HOSPITAL	1,689	1,854	1,972
ST JOSEPHS HOSPITAL NORTH	NO DATA	NO DATA	233
TAMPA GENERAL HOSPITAL	541	679	695
TOWN & COUNTRY HOSPITAL	254	215	198
UNIVERSITY COMMUNITY HOSPITAL	950	897	1,186
UNIVERSITY COMMUNITY HOSPITAL AT CARROLLWOOD	525	468	482

COUNTY RESIDENT-SPECIFIC DATA:



ORAL HEALTH EMERGENCY ROOM VISITS BY NUMBER OF HILLSBOROUGH COUNTY CHILDREN BY AGE GROUP

0-4		5-9			10-14			15-19			
2008	2009	2010	2008	2009	2010	2008	2009	2010	2008	2009	2010
351	426	436	170	181	181	110	106	132	317	334	360

* An analysis of Florida Agency for Healthcare Administration (AHCA) 2008-2010 Emergency Department Database – Ambulatory Care-Sensitive Dental Conditions by the Florida Public Health Institute from data collected by the Health Council of Southeast Florida.