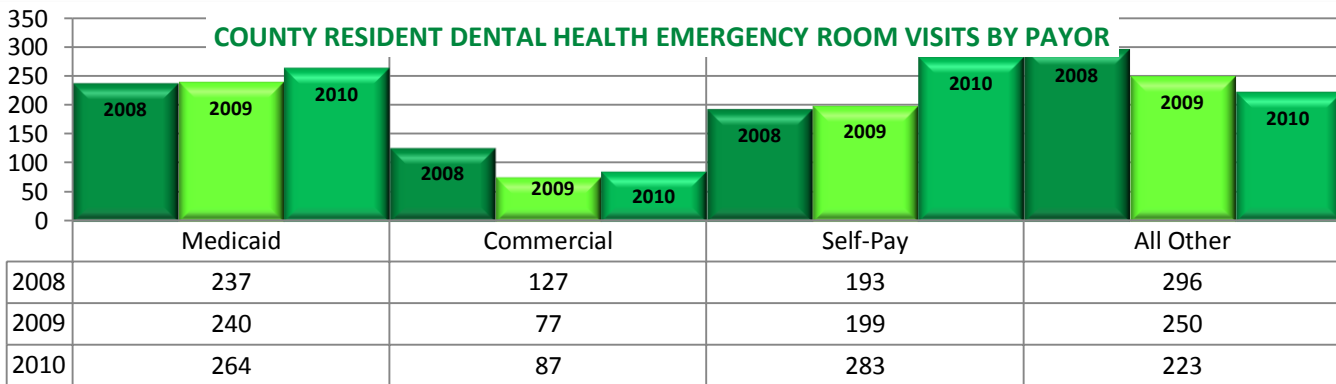
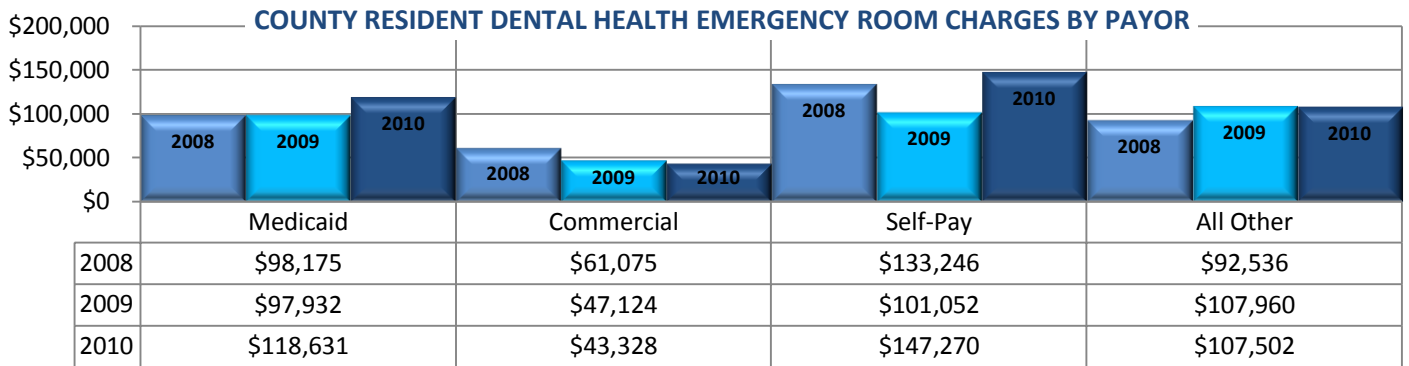
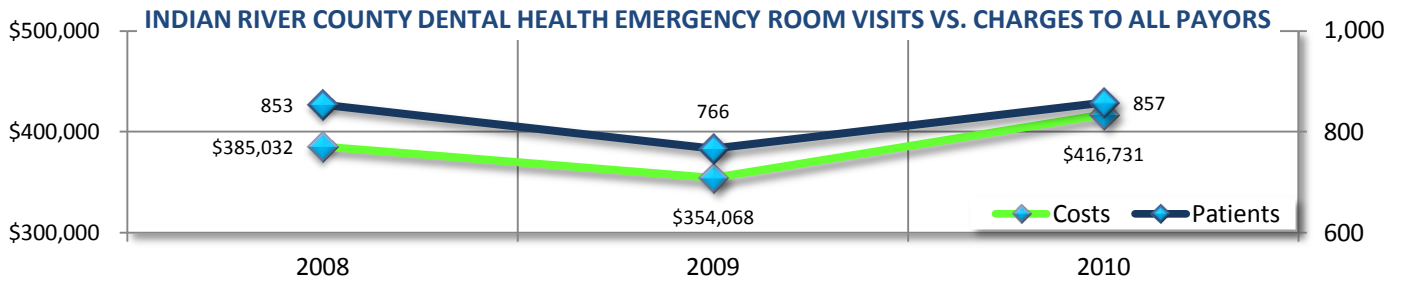


ORAL HEALTH EMERGENCY ROOM SPENDING IN INDIAN RIVER COUNTY AN AVOIDABLE HEALTHCARE COST

NUMBER OF DENTAL HEALTH EMERGENCY ROOM VISITS BY INDIAN RIVER COUNTY HOSPITAL 2008 – 2010: ALL PATIENT

	2008	2009	2010
INDIAN RIVER MEDICAL CENTER	680	648	726
SEBASTIAN RIVER MEDICAL CENTER	298	261	268

INDIAN RIVER COUNTY RESIDENT-SPECIFIC DATA:



ORAL HEALTH EMERGENCY ROOM VISITS BY NUMBER OF INDIAN RIVER COUNTY CHILDREN BY AGE GROUP

0-4		5-9			10-14			15-19			
2008	2009	2010	2008	2009	2010	2008	2009	2010	2008	2009	2010
54	28	32	17	28	18	12	12	12	43	47	35

* An analysis of Florida Agency for Healthcare Administration (AHCA) 2008-2010 Emergency Department Database – Ambulatory Care-Sensitive Dental Conditions by the Florida Public Health Institute from data collected by the Health Council of Southeast Florida.