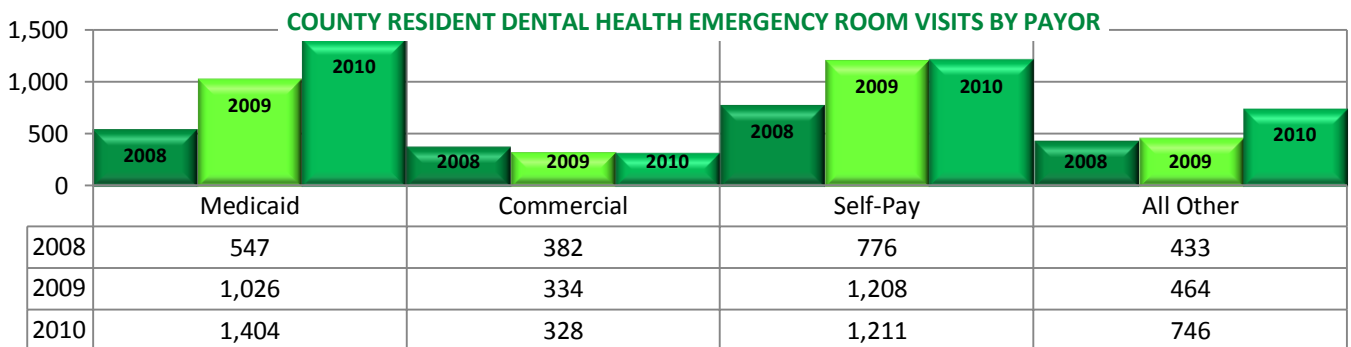
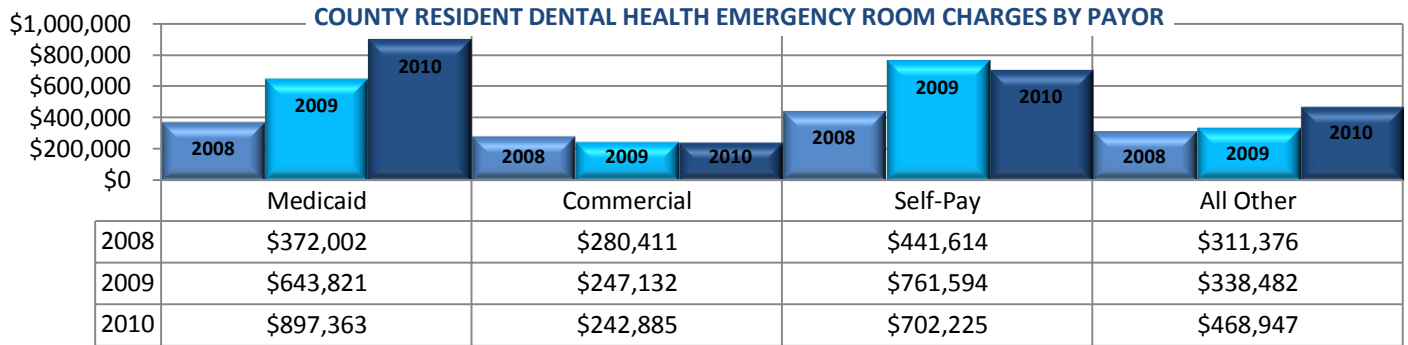
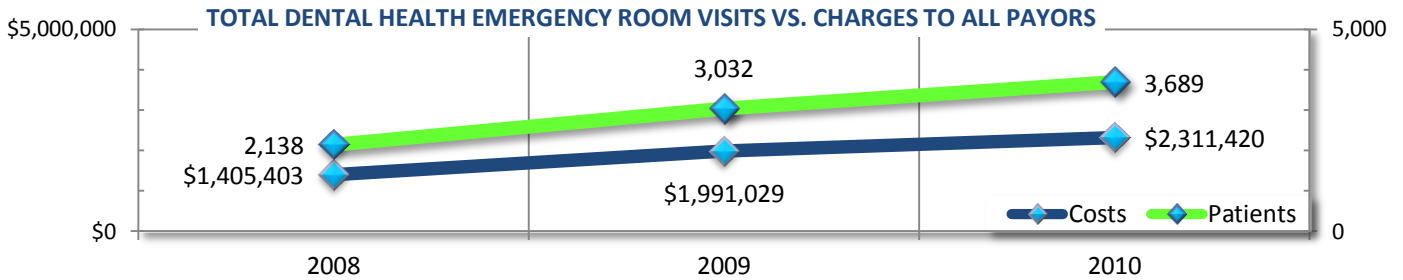


ORAL HEALTH EMERGENCY ROOM SPENDING IN LEE COUNTY AN AVOIDABLE HEALTHCARE COST

TOTAL DENTAL HEALTH EMERGENCY ROOM VISITS BY HOSPITAL 2008 – 2010: ALL PATIENTS:

| | 2008 | 2009 | 2010 |
|--|------|------|------|
| CAPE CORAL HOSPITAL | 432 | 679 | 994 |
| GULF COAST HOSPITAL/MEDICAL CENTER | 267 | 417 | 471 |
| GULF COAST MEDICAL CENTER/TREATMENT CENTER | 335 | 69 | |
| HEALTHPARK MEDICAL CENTER | 304 | 463 | 528 |
| LEE MEMORIAL HOSPITAL | 226 | 793 | 1319 |
| LEHIGH REGIONAL MEDICAL CENTER | 579 | 678 | 553 |

LEE COUNTY RESIDENT-SPECIFIC DATA:



ORAL HEALTH EMERGENCY ROOM VISITS BY NUMBER OF LEE COUNTY CHILDREN BY AGE GROUP

| 0-4 | | 5-9 | | | 10-14 | | | 15-19 | | | |
|------|------|------|------|------|-------|------|------|-------|------|------|------|
| 2008 | 2009 | 2010 | 2008 | 2009 | 2010 | 2008 | 2009 | 2010 | 2008 | 2009 | 2010 |
| 103 | 149 | 187 | 58 | 73 | 105 | 39 | 53 | 59 | 127 | 189 | 216 |

* An analysis of Florida Agency for Healthcare Administration (AHCA) 2008-2010 Emergency Department Database – Ambulatory Care-Sensitive Dental Conditions by the Florida Public Health Institute from data collected by the Health Council of Southeast Florida.