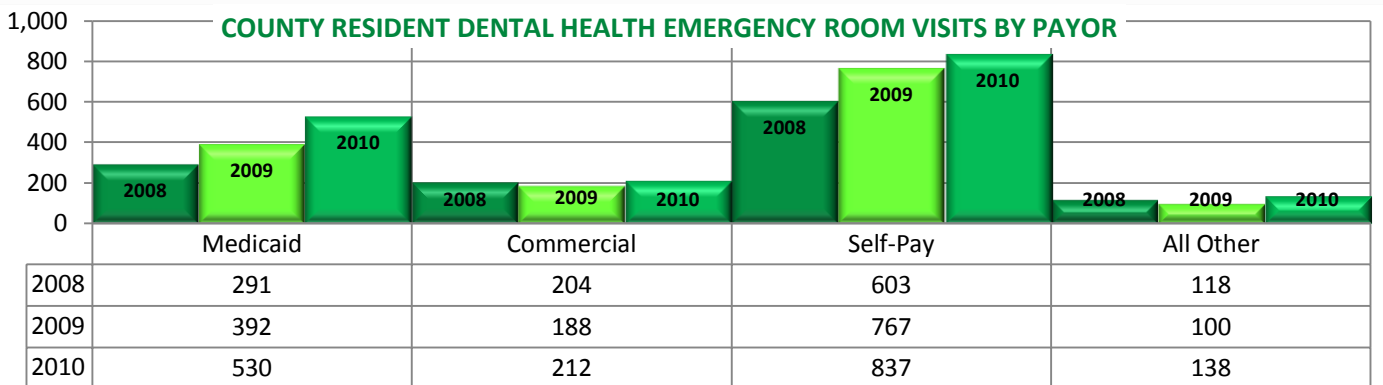
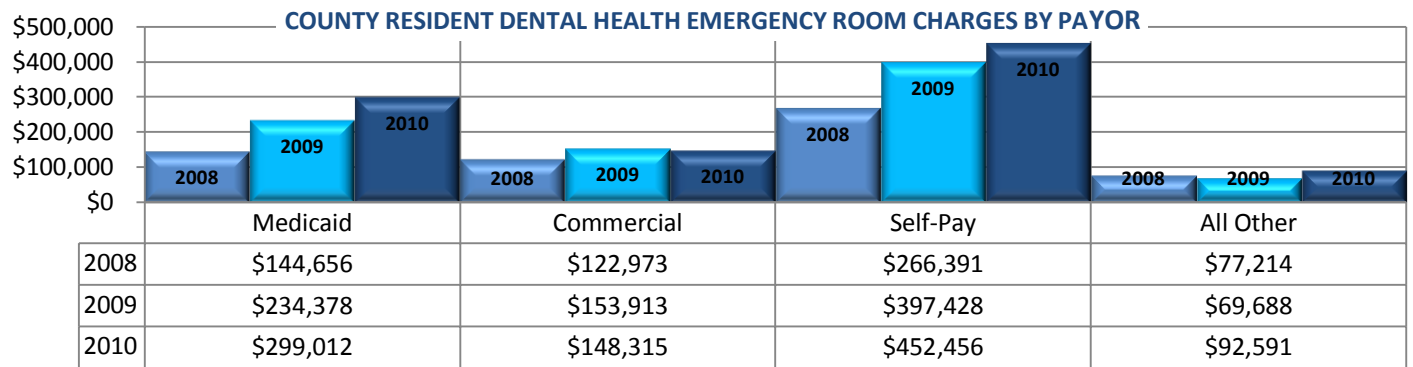
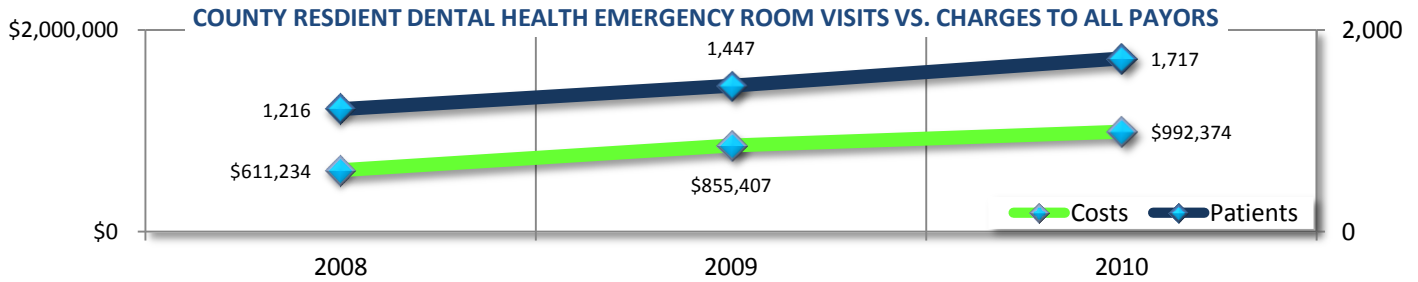


ORAL HEALTH EMERGENCY ROOM SPENDING IN LEON COUNTY AN AVOIDABLE HEALTHCARE COST

TOTAL DENTAL HEALTH EMERGENCY ROOM VISITS BY LEON COUNTY HOSPITAL 2008 – 2010: ALL PATIENTS

	2008	2009	2010
CAPITAL REGIONAL MEDICAL CENTER	960	1,175	1,312
TALLAHASSEE MEMORIAL HOSPITAL	771	825	1,006

LEON COUNTY RESIDENT-SPECIFIC DATA:



ORAL HEALTH EMERGENCY ROOM VISITS BY NUMBER OF INDIAN RIVER COUNTY CHILDREN BY AGE GROUP

0-4		5-9			10-14			15-19			
2008	2009	2010	2008	2009	2010	2008	2009	2010	2008	2009	2010
22	27	32	17	20	31	5	18	16	62	67	87

* An analysis of Florida Agency for Healthcare Administration (AHCA) 2008-2010 Emergency Department Database – Ambulatory Care-Sensitive Dental Conditions by the Florida Public Health Institute from data collected by the Health Council of Southeast Florida.