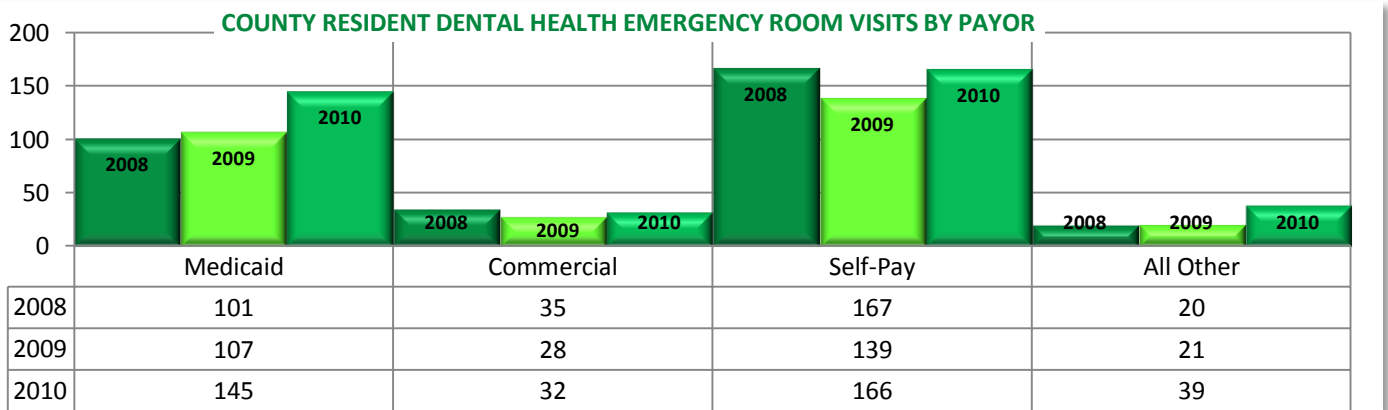
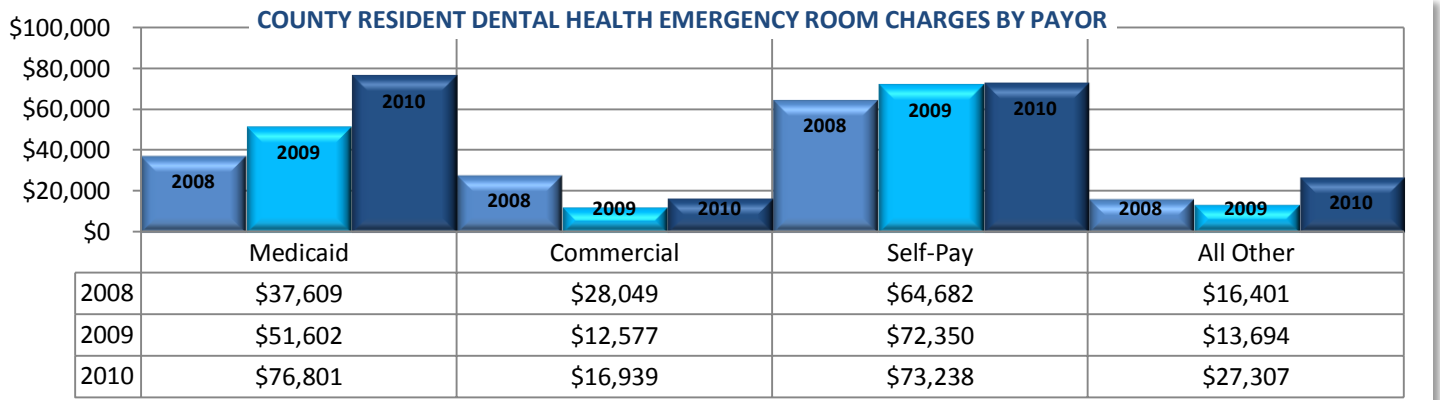
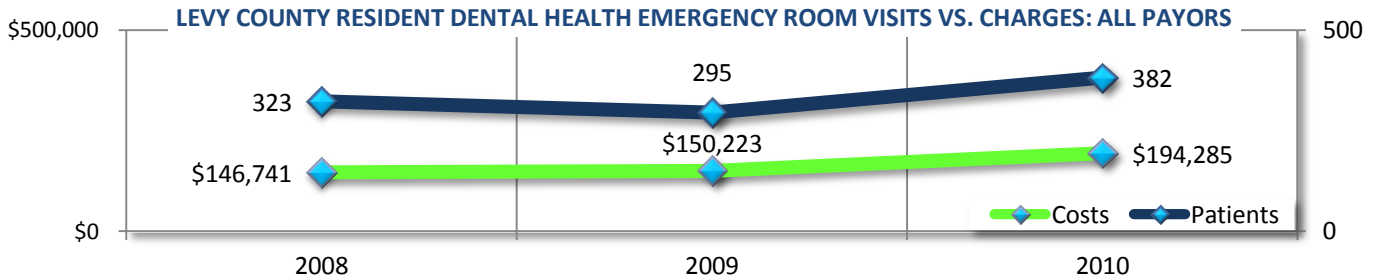


ORAL HEALTH EMERGENCY ROOM SPENDING IN LEVY COUNTY AN AVOIDABLE HEALTHCARE COST

NUMBER OF DENTAL HEALTH EMERGENCY ROOM VISITS BY LEVY COUNTY HOSPITAL 2008 - 2010

	2008	2009	2010
NATURE COAST REGIONAL HOSPITAL	209	144	198

LEVY COUNTY RESIDENT-SPECIFIC DATA:



ORAL HEALTH EMERGENCY ROOM VISITS BY NUMBER OF LEVY COUNTY CHILDREN BY AGE GROUP

0-4		5-9			10-14			15-19			
2008	2009	2010	2008	2009	2010	2008	2009	2010	2008	2009	2010
6	7	4	12	6	7	4	5	3	16	19	20

* An analysis of Florida Agency for Healthcare Administration (AHCA) 2008-2010 Emergency Department Database – Ambulatory Care-Sensitive Dental Conditions by the Florida Public Health Institute from data collected by the Health Council of Southeast Florida.