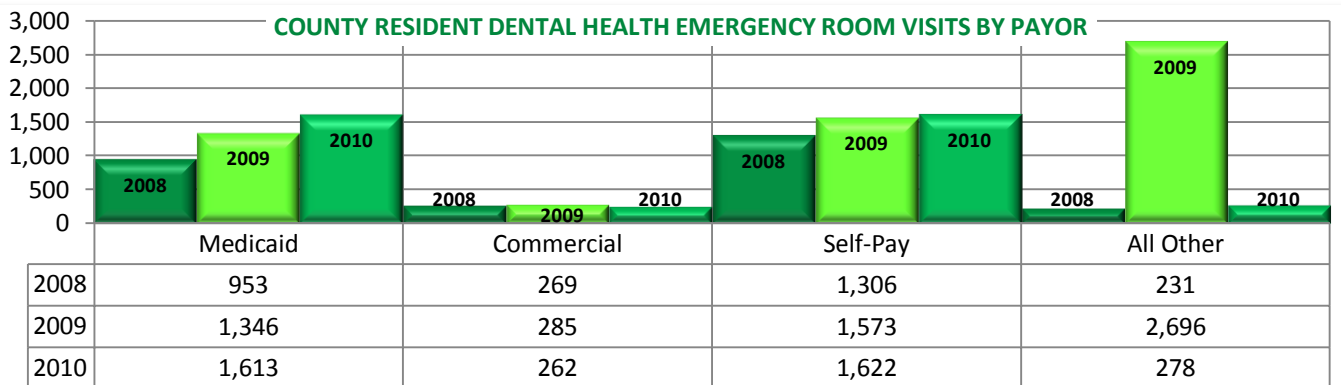
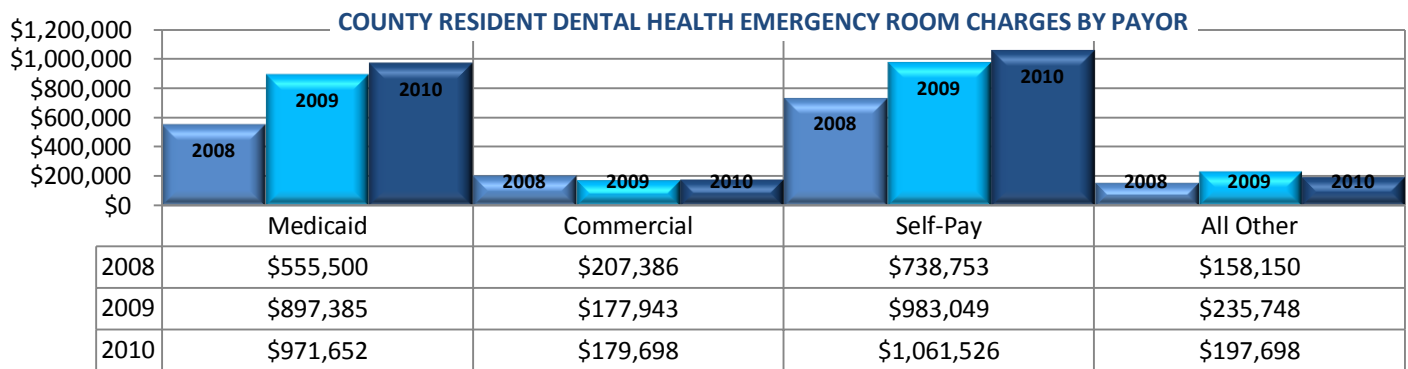
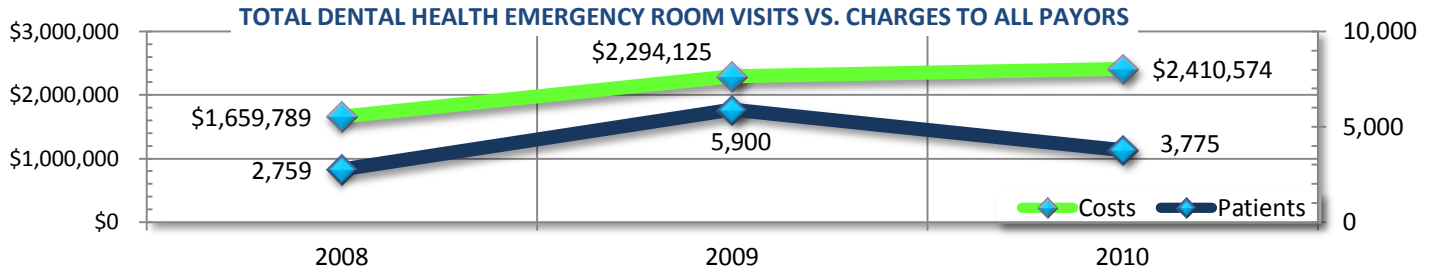


ORAL HEALTH EMERGENCY ROOM SPENDING IN MARION COUNTY AN AVOIDABLE HEALTHCARE COST

NUMBER OF DENTAL HEALTH EMERGENCY ROOM VISITS BY MARION COUNTY HOSPITAL 2008 – 2010: ALL PATIENTS

	2008	2009	2010
MUNROE REGIONAL MEDICAL CENTER	1,239	1,618	1,739
OCALA REGIONAL MEDICAL CENTER	1,038	1,182	1,397
WEST MARION COMMUNITY HOSPITAL	333	420	447

MARION COUNTY RESIDENT-SPECIFIC DATA



ORAL HEALTH EMERGENCY ROOM VISITS BY NUMBER OF MARION COUNTY CHILDREN BY AGE GROUP

0-4		5-9			10-14			15-19			
2008	2009	2010	2008	2009	2010	2008	2009	2010	2008	2009	2010
103	76	89	95	103	96	45	48	60	167	189	198

* An analysis of Florida Agency for Healthcare Administration (AHCA) 2008-2010 Emergency Department Database – Ambulatory Care-Sensitive Dental Conditions by the Florida Public Health Institute from data collected by the Health Council of Southeast Florida.