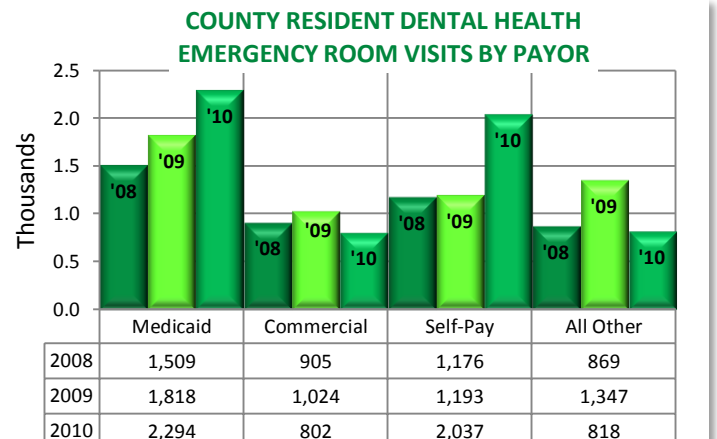
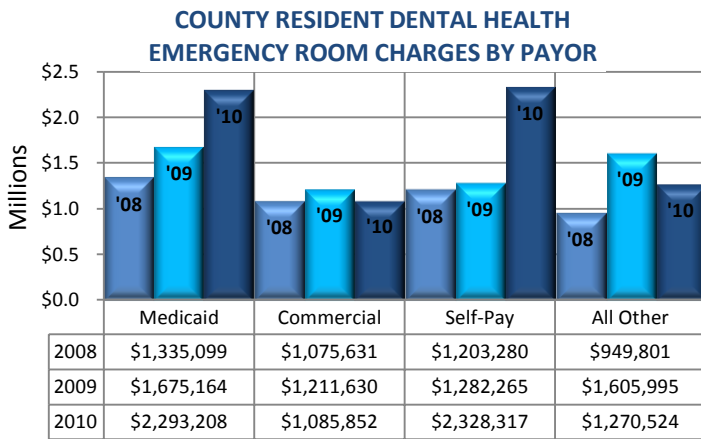
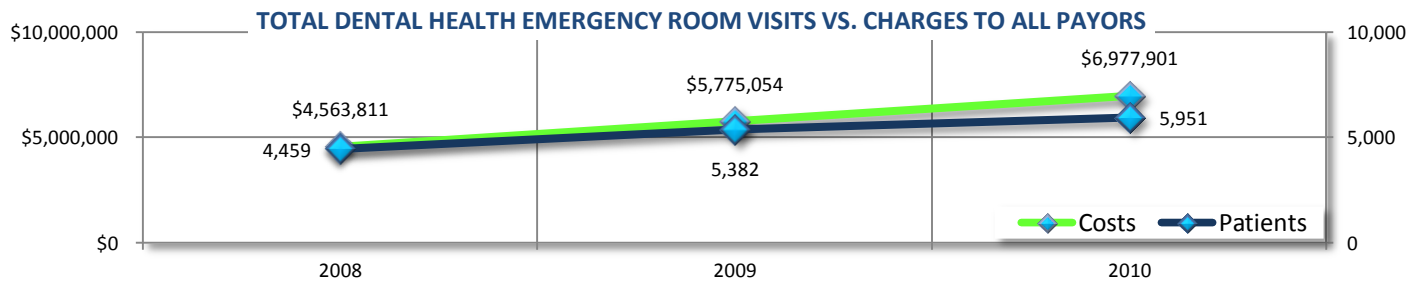


ORAL HEALTH EMERGENCY ROOM SPENDING IN MIAMI-DADE COUNTY AN AVOIDABLE HEALTHCARE COST

DENTAL HEALTH EMERGENCY ROOM VISITS BY MIAMI-DADE COUNTY HOSPITAL 2008-2010: ALL PATIENTS

	2008	2009	2010				
AVENTURA HOSPITAL AND MEDICAL CENTER	205	360	329	MERCY HOSPITAL	83	93	134
BAPTIST HOSPITAL OF MIAMI	211	318	398	METROPOLITAN HOSPITAL OF MIAMI	58	70	48
CORAL GABLES HOSPITAL	48	75	71	MIAMI CHILDREN'S HOSPITAL	505	471	482
DOCTORS HOSPITAL	49	49	49	MOUNT SINAI MEDICAL CENTER	227	248	345
HIALEAH HOSPITAL	90	97	76	NORTH SHORE MEDICAL CENTER	334	370	454
HOMESTEAD HOSPITAL	404	556	696	PALM SPRINGS GENERAL HOSPITAL	54	30	37
JACKSON MEMORIAL HOSPITAL	766	1,148	1,060	PALMETTO GENERAL HOSPITAL	164	156	202
JACKSON NORTH MEDICAL CENTER	336	428	431	SOUTH MIAMI HOSPITAL, INC.	127	115	93
JACKSON SOUTH COMMUNITY HOSPITAL	124	229	318	UNIVERSITY OF MIAMI HOSPITAL	71	75	121
KENDALL REGIONAL MEDICAL CENTER	236	271	260	WESTCHESTER GENERAL HOSPITAL	27	20	33
LARKIN COMMUNITY HOSPITAL	17	17	25	KENDALL REGIONAL MEDICAL CENTER	236	271	260

MIAMI-DADE COUNTY RESIDENT-SPECIFIC DATA:



MIAMI-DADE COUNTY CHILD ORAL HEALTH EMERGENCY ROOM VISITS BY AGE GROUP:

0-4			5-9			10-14			15-19		
2008	2009	2010	2008	2009	2010	2008	2009	2010	2008	2009	2010
725	723	728	348	361	386	166	195	228	313	392	378

* An analysis of Florida Agency for Healthcare Administration (AHCA) 2008-2010 Emergency Department Database – Ambulatory Care-Sensitive Dental Conditions by the Florida Public Health Institute from data collected by the Health Council of Southeast Florida.