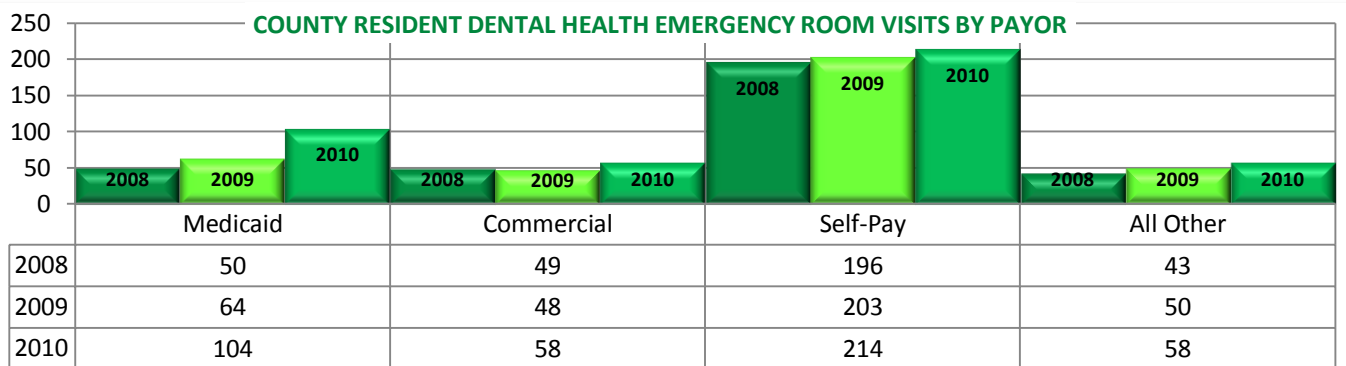
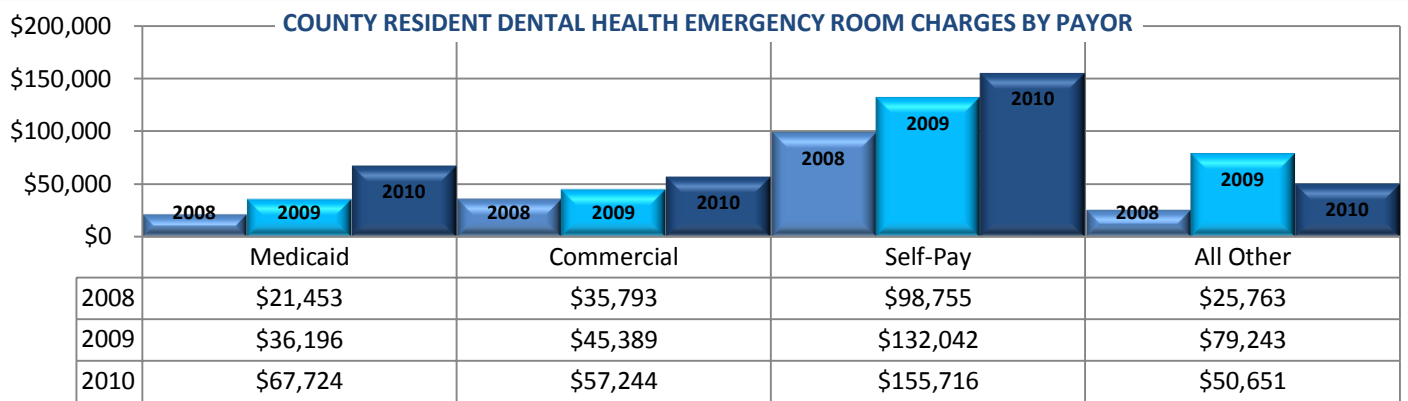
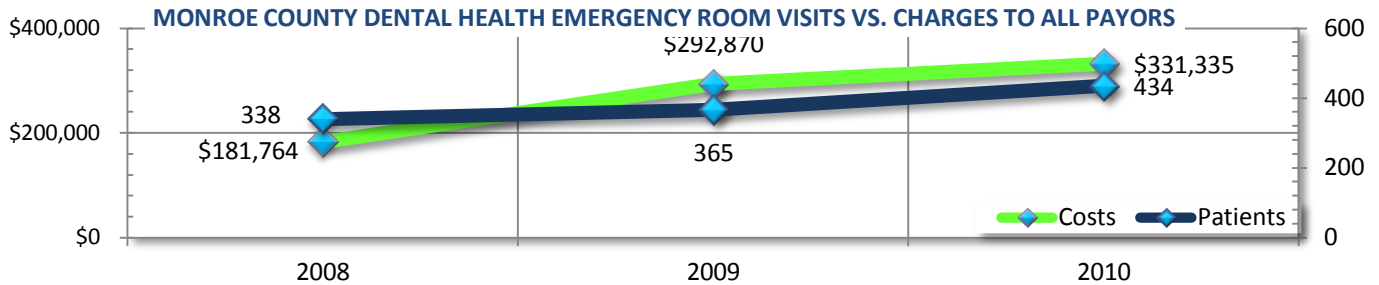


ORAL HEALTH EMERGENCY ROOM SPENDING IN MONROE COUNTY AN AVOIDABLE HEALTHCARE COST

TOTAL DENTAL HEALTH EMERGENCY ROOM VISITS & CHARGES BY HOSPITAL 2008 – 2010

	2008	2009	2010
FISHERMEN'S HOSPITAL	84	69	93
LOWER KEYS MEDICAL CENTER	204	236	305
MARINERS HOSPITAL	95	123	114

MONROE COUNTY RESIDENT-SPECIFIC DATA:



ORAL HEALTH EMERGENCY ROOM VISITS BY NUMBER OF MONROE COUNTY CHILDREN BY AGE GROUP

0-4		5-9			10-14			15-19			
2008	2009	2010	2008	2009	2010	2008	2009	2010	2008	2009	2010
6	6	25	6	3	12	4	4	6	35	12	21

* An analysis of Florida Agency for Healthcare Administration (AHCA) 2008-2010 Emergency Department Database – Ambulatory Care-Sensitive Dental Conditions by the Florida Public Health Institute from data collected by the Health Council of Southeast Florida.

For more information or to join please visit www.oralhealthflorida.com
www.flphi.org