

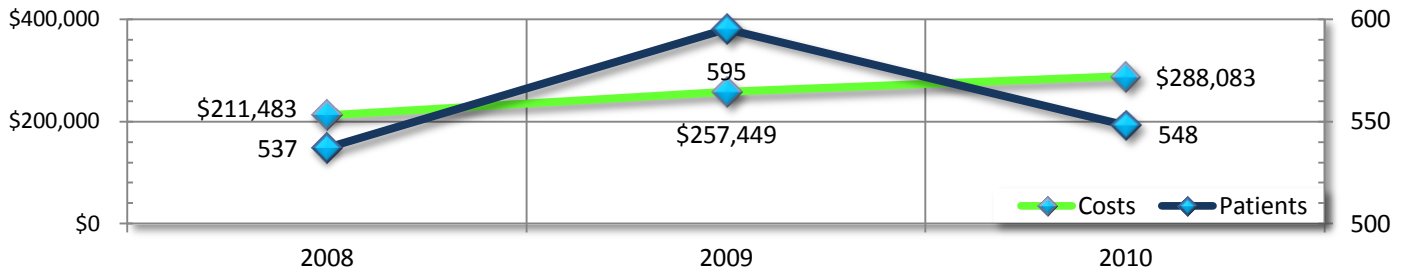
## ORAL HEALTH EMERGENCY ROOM SPENDING IN NASSAU COUNTY AN AVOIDABLE HEALTHCARE COST

### TOTAL DENTAL HEALTH EMERGENCY ROOM VISITS & CHARGES BY HOSPITAL 2008 – 2010: ALL PATIENTS

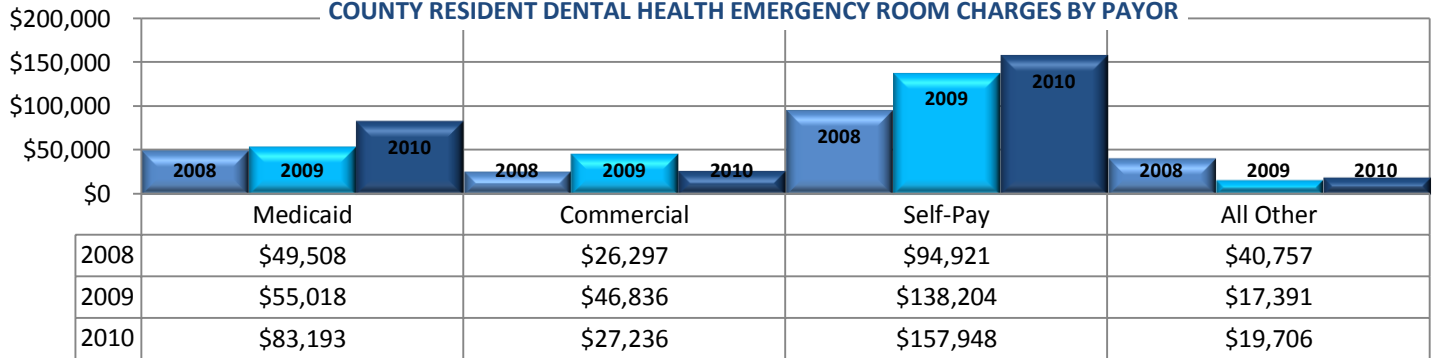
	2008	2009	2010
BAPTIST MEDICAL CENTER - NASSAU	499	555	543

### NASSAU COUNTY RESIDENT-SPECIFIC DATA:

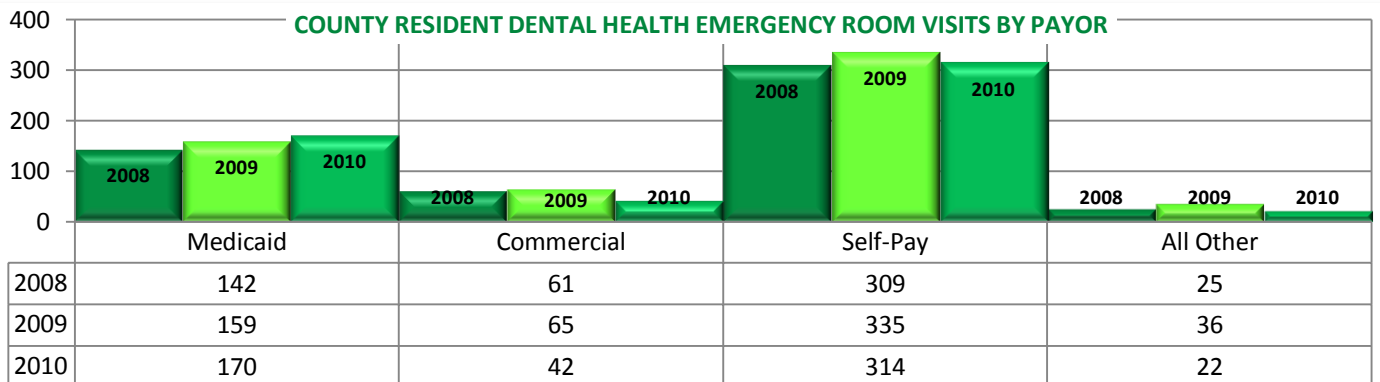
#### COUNTY DENTAL HEALTH EMERGENCY ROOM VISITS VS. CHARGES TO ALL PAYORS



#### COUNTY RESIDENT DENTAL HEALTH EMERGENCY ROOM CHARGES BY PAYOR



#### COUNTY RESIDENT DENTAL HEALTH EMERGENCY ROOM VISITS BY PAYOR



#### ORAL HEALTH EMERGENCY ROOM VISITS BY NUMBER OF NASSAU COUNTY CHILDREN BY AGE GROUP

0-4		5-9			10-14			15-19			
2008	2009	2010	2008	2009	2010	2008	2009	2010	2008	2009	2010
9	20	16	9	12	9	7	8	12	28	46	33

\* An analysis of Florida Agency for Healthcare Administration (AHCA) 2008-2010 Emergency Department Database – Ambulatory Care-Sensitive Dental Conditions by the Florida Public Health Institute from data collected by the Health Council of Southeast Florida.