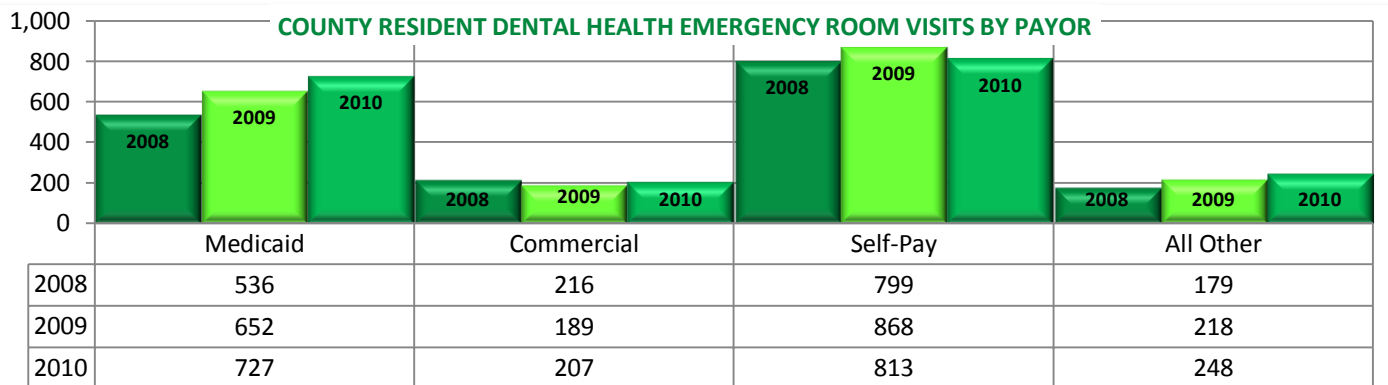
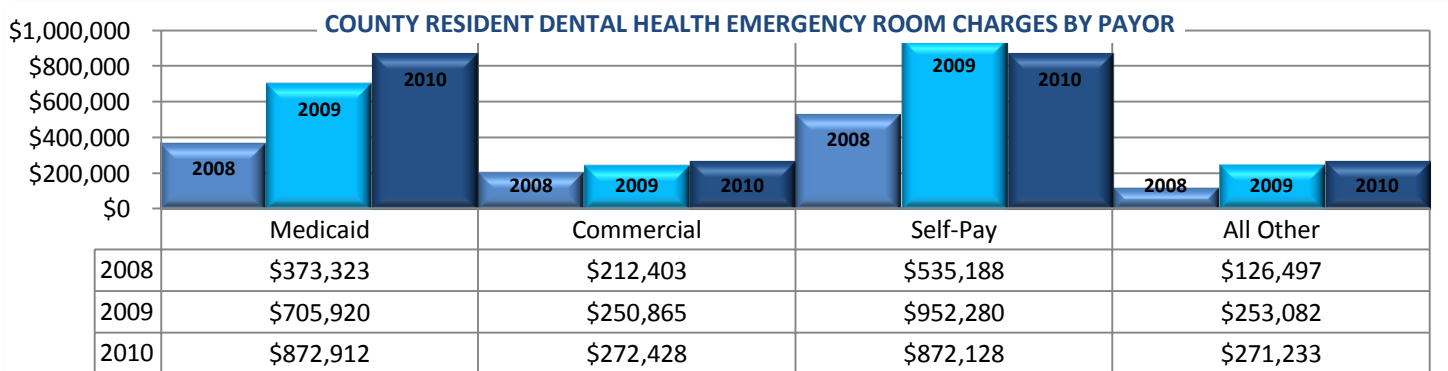
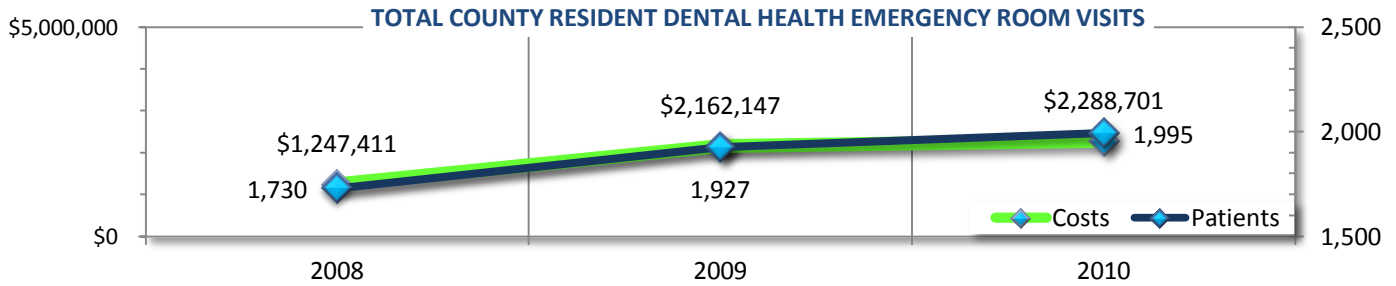


ORAL HEALTH EMERGENCY ROOM SPENDING IN OKALOOSA COUNTY AN AVOIDABLE HEALTHCARE COST

DENTAL HEALTH EMERGENCY ROOM VISITS AND CHARGES BY HOSPITAL 2008 – 2010: ALL PATIENTS

	2008	2009	2010
FORT WALTON BEACH MEDICAL CENTER	1,032	1,130	1,142
NORTH OKALOOSA MEDICAL CENTER	573	639	611
TWIN CITIES HOSPITAL	223	314	315

OKALOOSA COUNTY RESIDENT-SPECIFIC DATA:



ORAL HEALTH EMERGENCY ROOM VISITS BY NUMBER OF OKALOOSA COUNTY CHILDREN BY AGE GROUP

0-4			5-9			10-14			15-19		
2008	2009	2010	2008	2009	2010	2008	2009	2010	2008	2009	2010
33	51	43	38	42	57	19	22	23	90	81	86

* An analysis of Florida Agency for Healthcare Administration (AHCA) 2008-2010 Emergency Department Database – Ambulatory Care-Sensitive Dental Conditions by the Florida Public Health Institute from data collected by the Health Council of Southeast Florida.