

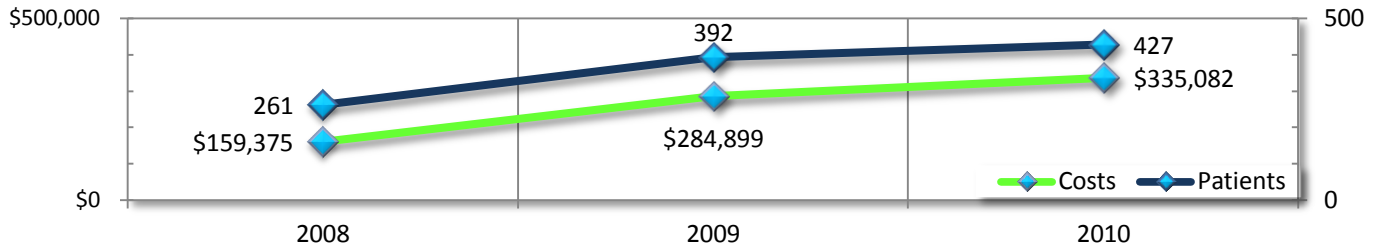
## ORAL HEALTH EMERGENCY ROOM SPENDING IN OKEECHOBEE COUNTY AN AVOIDABLE HEALTHCARE COST

### DENTAL HEALTH EMERGENCY ROOM VISITS AND CHARGES BY HOSPITAL 2008 – 2010: ALL PATIENTS

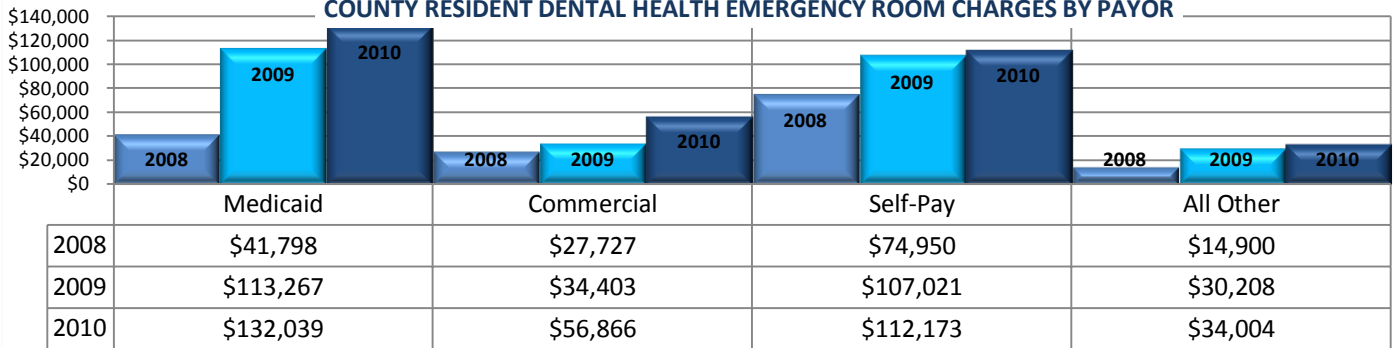
	2008	2009	2010
RAULERSON HOSPITAL	270	398	409

### OKEECHOBEE COUNTY RESIDENT-SPECIFIC DATA:

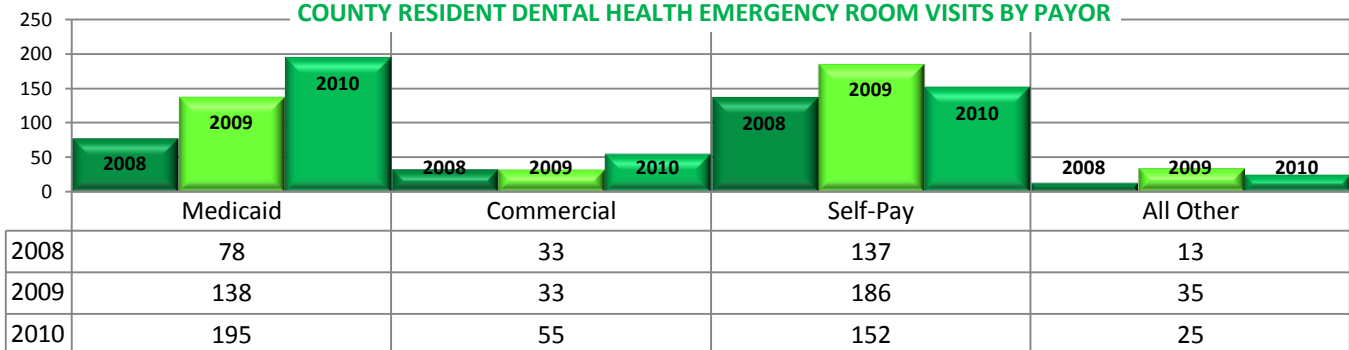
#### DENTAL HEALTH EMERGENCY ROOM VISITS VS. CHARGES TO ALL PAYORS



#### COUNTY RESIDENT DENTAL HEALTH EMERGENCY ROOM CHARGES BY PAYOR



#### COUNTY RESIDENT DENTAL HEALTH EMERGENCY ROOM VISITS BY PAYOR



#### ORAL HEALTH EMERGENCY ROOM VISITS BY NUMBER OF FRANKLIN COUNTY CHILDREN BY AGE GROUP

0-4			5-9			10-14			15-19		
2008	2009	2010	2008	2009	2010	2008	2009	2010	2008	2009	2010
13	11	8	9	11	17	2	4	10	14	23	27

\* An analysis of Florida Agency for Healthcare Administration (AHCA) 2008-2010 Emergency Department Database – Ambulatory Care-Sensitive Dental Conditions by the Florida Public Health Institute from data collected by the Health Council of Southeast Florida.