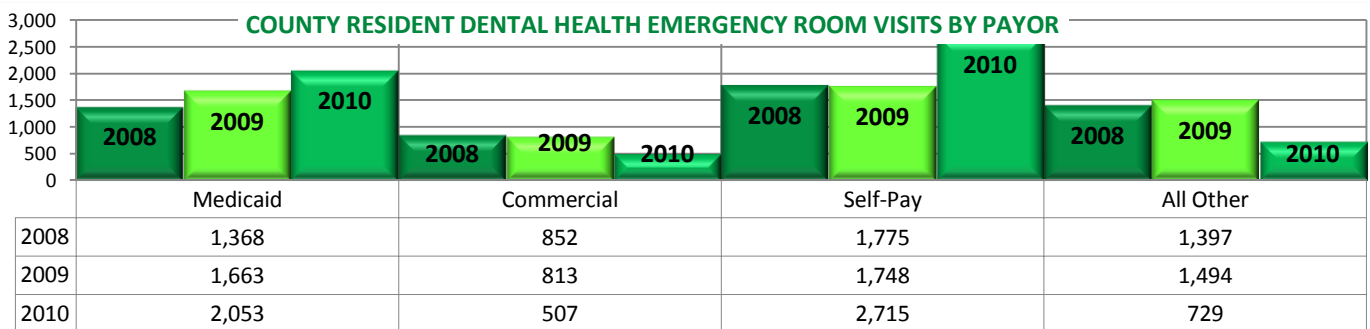
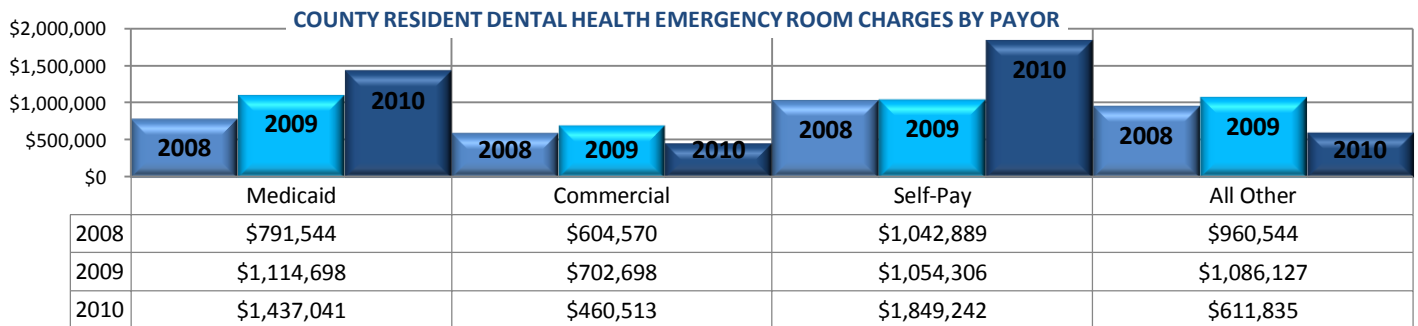
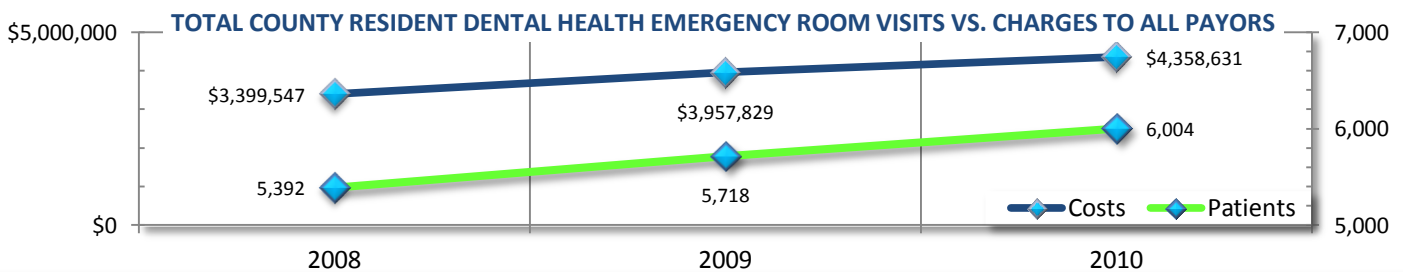


ORAL HEALTH EMERGENCY ROOM SPENDING IN ORANGE COUNTY AN AVOIDABLE HEALTHCARE COST

DENTAL HEALTH EMERGENCY ROOM VISITS BY HOSPITAL 2008 – 2010: ALL PATIENTS

	2008	2009	2010
ARNOLD PALMER MEDICAL CENTER	279	265	296
DR. P. PHILLIPS HOSPITAL	1,166	1,100	1,051
FLORIDA HOSPITAL	529	667	692
FLORIDA HOSPITAL APOPKA	657	640	662
FLORIDA HOSPITAL EAST ORLANDO	890	943	973
HEALTH CENTRAL	691	792	811
ORLANDO REGIONAL MEDICAL CENTER	812	925	1,029
WINTER PARK MEMORIAL HOSPITAL	421	464	460

ORANGE COUNTY RESIDENT-SPECIFIC DATA:



ORAL HEALTH EMERGENCY ROOM VISITS BY NUMBER OF ORANGE COUNTY CHILDREN BY AGE GROUP

0-4		5-9			10-14			15-19			
2008	2009	2010	2008	2009	2010	2008	2009	2010	2008	2009	2010
290	256	283	187	178	166	106	86	105	307	348	323

* An analysis of Florida Agency for Healthcare Administration (AHCA) 2008-2010 Emergency Department Database – Ambulatory Care-Sensitive Dental Conditions by the Florida Public Health Institute from data collected by the Health Council of Southeast Florida.