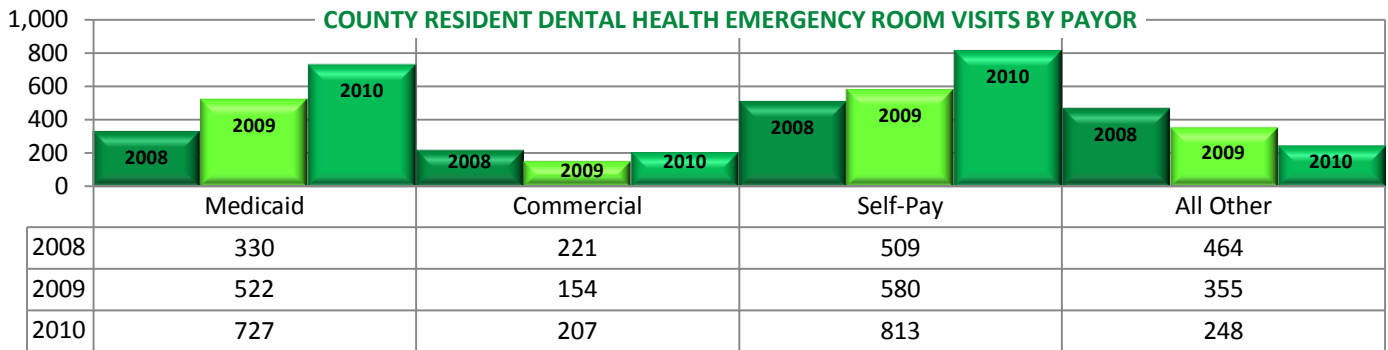
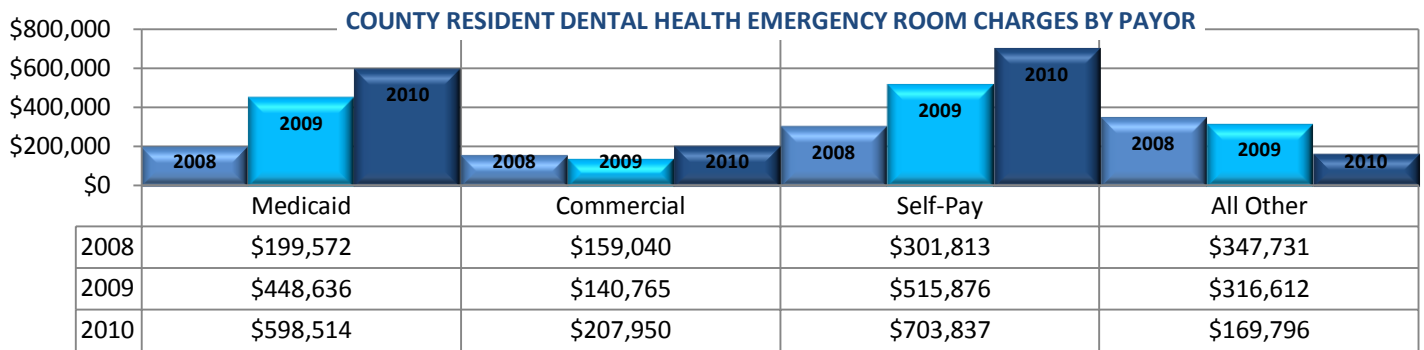
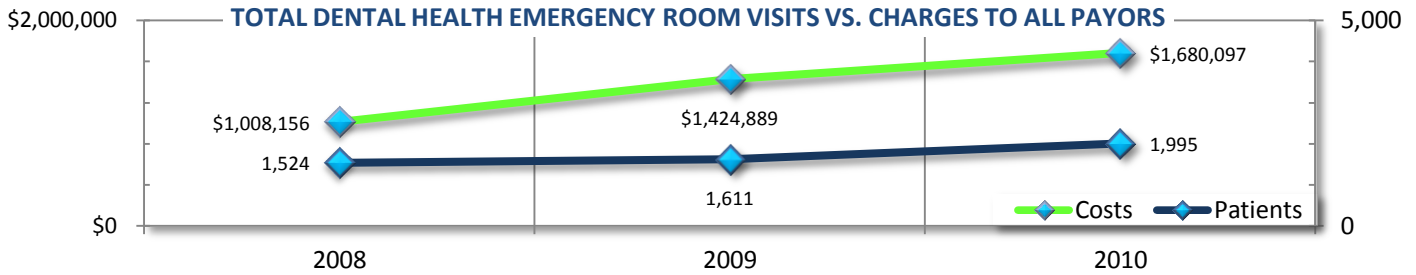


ORAL HEALTH EMERGENCY ROOM SPENDING IN OSCEOLA COUNTY AN AVOIDABLE HEALTHCARE COST

DENTAL HEALTH EMERGENCY ROOM VISITS BY HOSPITAL 2008 – 2010: ALL PATIENTS

	2008	2009	2010
FLORIDA HOSPITAL CELEBRATION HEALTH	576	670	590
FLORIDA HOSPITAL KISSIMMEE	501	564	560
OSCEOLA REGIONAL MEDICAL CENTER	626	701	854
ST. CLOUD REGIONAL MEDICAL CENTER	436	432	389

OSCEOLA COUNTY RESIDENT-SPECIFIC DATA:



ORAL HEALTH EMERGENCY ROOM VISITS BY NUMBER OF OSCEOLA COUNTY CHILDREN BY AGE GROUP

0-4			5-9			10-14			15-19		
2008	2009	2010	2008	2009	2010	2008	2009	2010	2008	2009	2010
64	56	58	31	44	58	31	28	33	86	77	94

* An analysis of Florida Agency for Healthcare Administration (AHCA) 2008-2010 Emergency Department Database – Ambulatory Care-Sensitive Dental Conditions by the Florida Public Health Institute from data collected by the Health Council of Southeast Florida.