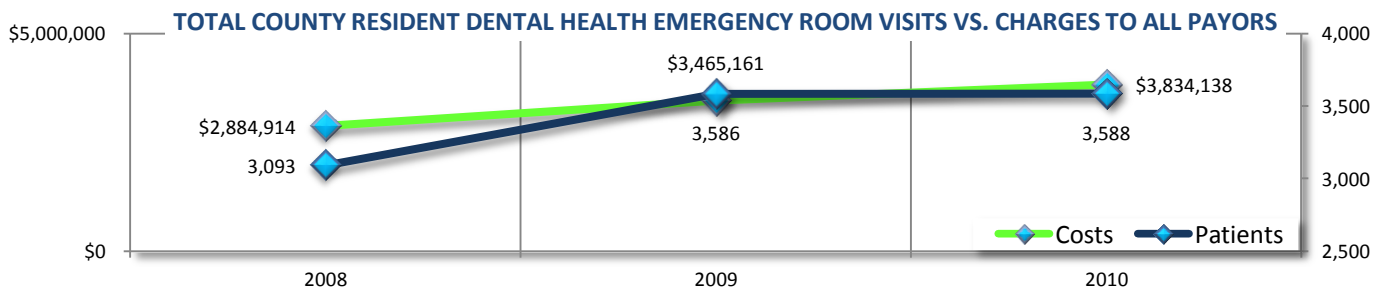


## ORAL HEALTH EMERGENCY ROOM SPENDING IN PALM BEACH COUNTY AN AVOIDABLE HEALTHCARE COST

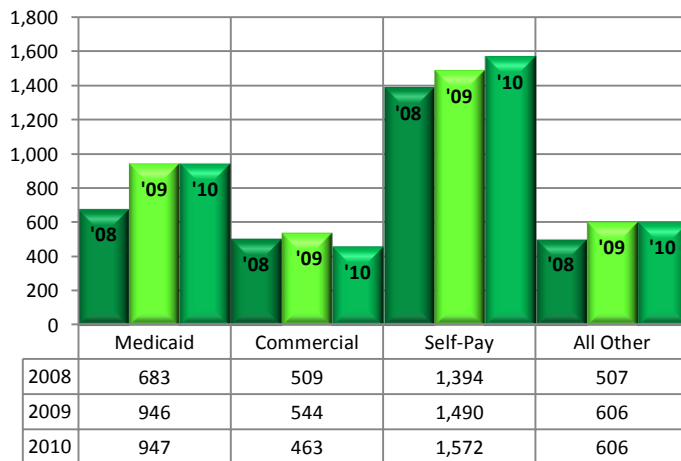
### TOTAL DENTAL HEALTH EMERGENCY ROOM VISITS BY HOSPITAL 2008 – 2010: ALL PATIENTS

	2008	2009	2010
BETHESDA MEMORIAL HOSPITAL	335	479	371
BOCA RATON COMMUNITY HOSPITAL	204	204	214
COLUMBIA HOSPITAL	180	164	215
DELRAY MEDICAL CENTER	206	225	229
GOOD SAMARITAN MEDICAL CENTER	330	381	353
JFK MEDICAL CENTER	479	608	602
JUPITER MEDICAL CENTER	147	162	171
LAKESIDE MEDICAL CENTER	286	256	291
PALM BEACH GARDENS MEDICAL CENTER	187	163	178
PALMS WEST HOSPITAL	219	327	268
SAINT MARY'S MEDICAL CENTER	503	533	587
WELLINGTON REGIONAL MEDICAL CENTER	94	143	145
WEST BOCA MEDICAL CENTER	169	179	202

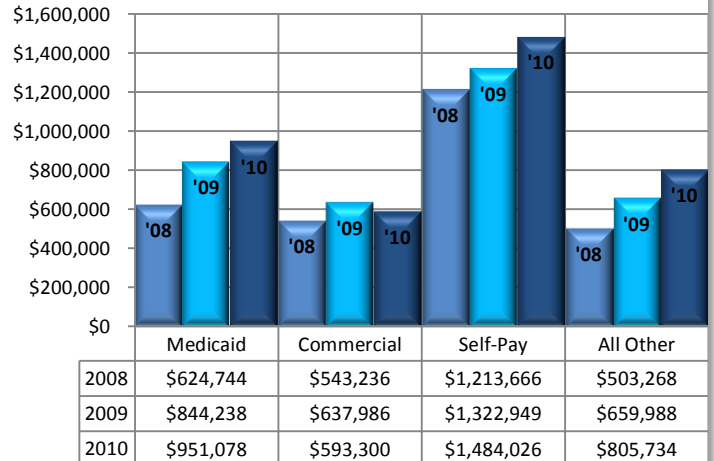
### PALM BEACH COUNTY RESIDENT-SPECIFIC DATA:



### COUNTY RESIDENT DENTAL HEALTH EMERGENCY ROOM VISITS BY PAYOR



### COUNTY RESIDENT DENTAL HEALTH EMERGENCY ROOM CHARGES BY PAYOR



### ORAL HEALTH EMERGENCY ROOM VISITS BY NUMBER OF PALM BEACH COUNTY CHILDREN BY AGE GROUP

0-4			5-9			10-14			15-19		
2008	2009	2010	2008	2009	2010	2008	2009	2010	2008	2009	2010
186	258	272	71	104	111	50	47	62	181	158	209

\* An analysis of Florida Agency for Healthcare Administration (AHCA) 2008-2010 Emergency Department Database – Ambulatory Care-Sensitive Dental Conditions by the Florida Public Health Institute from data collected by the Health Council of Southeast Florida.