

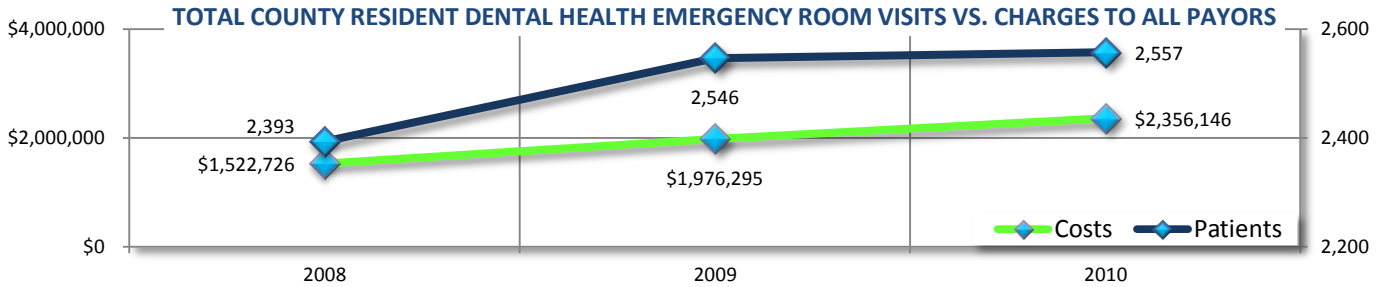
ORAL HEALTH EMERGENCY ROOM SPENDING IN PASCO COUNTY

AN AVOIDABLE HEALTHCARE COST

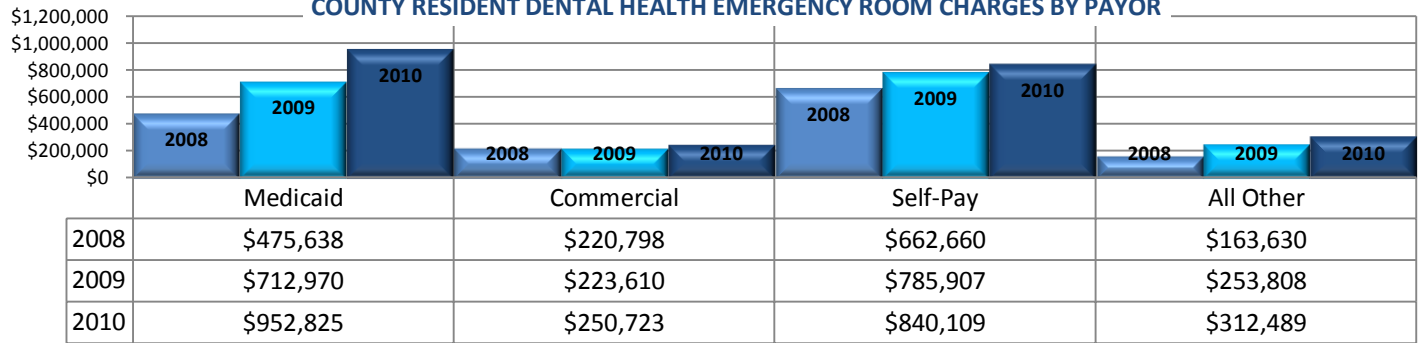
DENTAL HEALTH EMERGENCY ROOM VISITS BY HOSPITAL 2008 – 2010: ALL PATIENTS

	2008	2009	2010
FLORIDA HOSPITAL ZEPHYRHILLS	538	584	526
MORTON PLANT NORTH BAY HOSPITAL	516	564	534
PASCO REGIONAL MEDICAL CENTER	326	397	365
REGIONAL MEDICAL CENTER BAYONET POINT	265	308	388

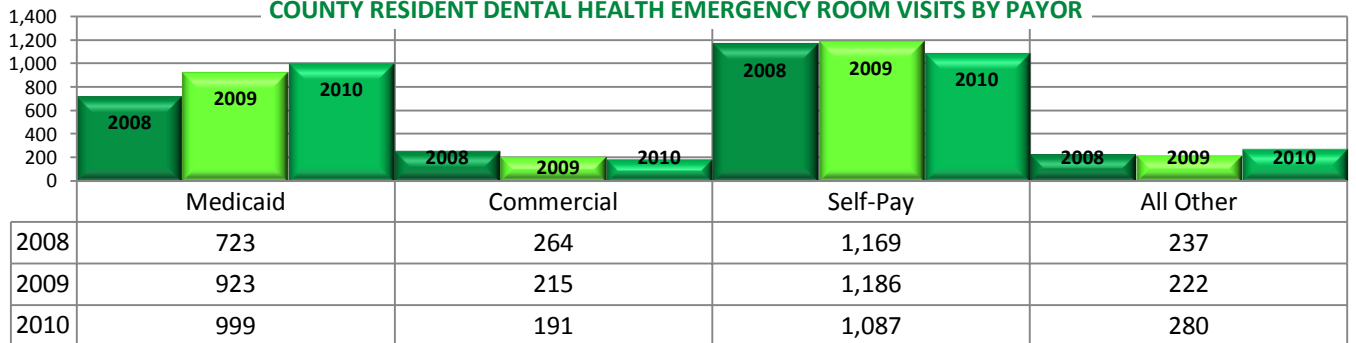
PASCO COUNTY RESIDENT-SPECIFIC DATA:



COUNTY RESIDENT DENTAL HEALTH EMERGENCY ROOM CHARGES BY PAYOR



COUNTY RESIDENT DENTAL HEALTH EMERGENCY ROOM VISITS BY PAYOR



ORAL HEALTH EMERGENCY ROOM VISITS BY NUMBER OF PASCO COUNTY CHILDREN BY AGE GROUP

	0-4			5-9			10-14			15-19		
	2008	2009	2010	2008	2009	2010	2008	2009	2010	2008	2009	2010
	49	56	55	55	59	39	30	39	40	131	134	141

* An analysis of Florida Agency for Healthcare Administration (AHCA) 2008-2010 Emergency Department Database – Ambulatory Care-Sensitive Dental Conditions by the Florida Public Health Institute from data collected by the Health Council of Southeast Florida.