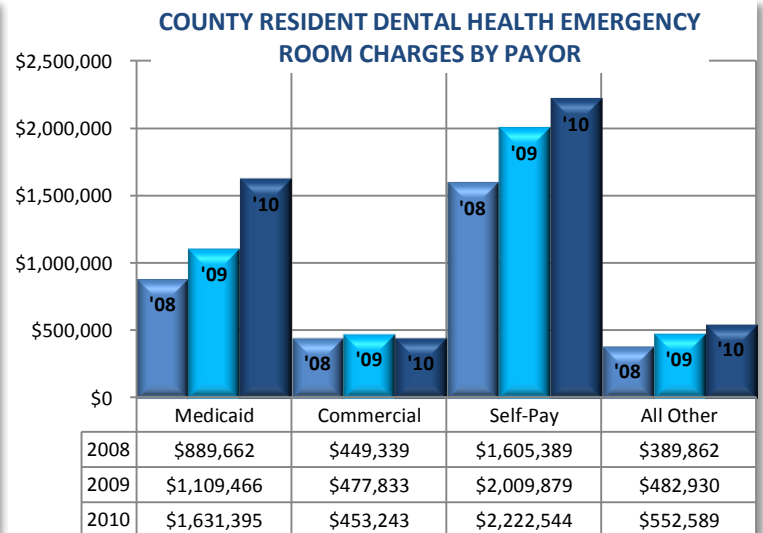
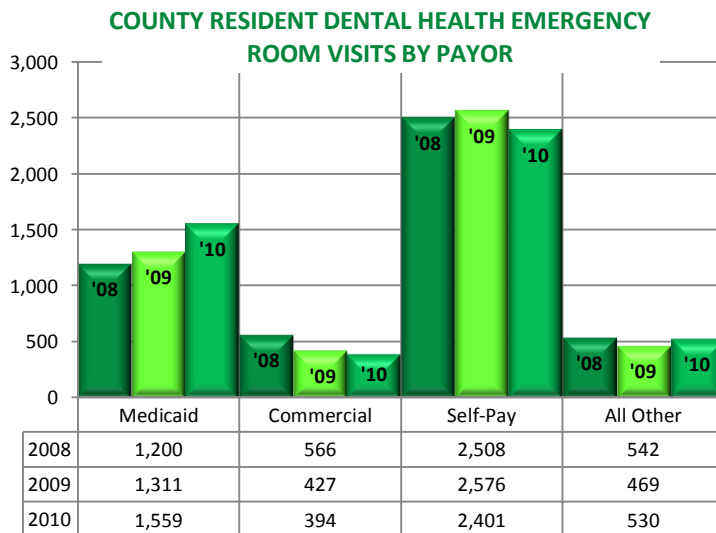
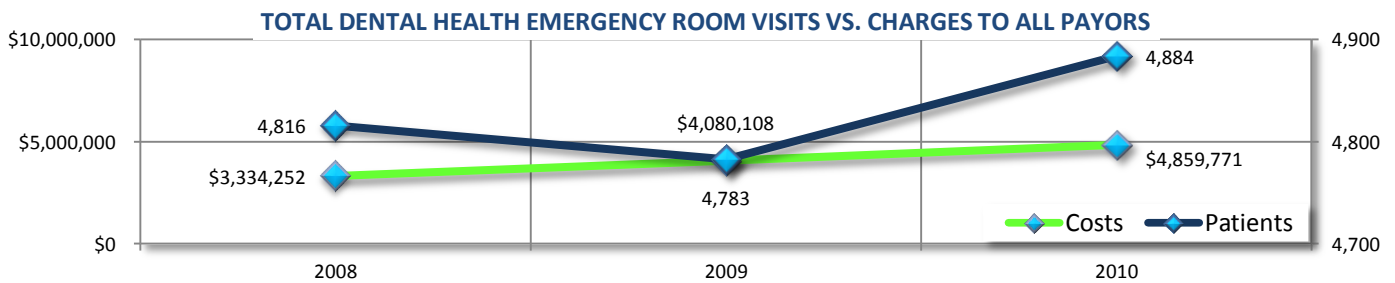


ORAL HEALTH EMERGENCY ROOM SPENDING IN PINELLAS COUNTY AN AVOIDABLE HEALTHCARE COST

TOTAL DENTAL HEALTH EMERGENCY ROOM VISITS BY HOSPITAL 2008 – 2010: ALL PATIENTS

	2008	2009	2010
ALL CHILDREN'S HOSPITAL	322	291	346
BAYFRONT MEDICAL CENTER	917	863	870
EDWARD WHITE HOSPITAL	241	187	198
HELEN ELLIS MEMORIAL HOSPITAL	269	174	215
LARGO MEDICAL CENTER	324	280	283
LARGO MEDICAL CENTER – INDIAN ROCKS	153	128	107
MEASE COUNTRYSIDE HOSPITAL	268	262	356
MEASE DUNEDIN	481	454	422
MORTON PLANT HOSPITAL	854	1014	916
NORTHSIDE HOSPITAL	392	348	439
PALMS OF PASADENA HOSPITAL	114	107	100
ST. ANTHONY'S HOSPITAL	492	539	460
ST. PETERSBURG GENERAL HOSPITAL	445	507	460

PINELLAS COUNTY RESIDENT-SPECIFIC DATA:



ORAL HEALTH EMERGENCY ROOM VISITS BY NUMBER OF PINELLAS COUNTY CHILDREN BY AGE GROUP

0-4			5-9			10-14			15-19		
2008	2009	2010	2008	2009	2010	2008	2009	2010	2008	2009	2010
189	189	205	108	94	110	79	71	68	243	108	277

* An analysis of Florida Agency for Healthcare Administration (AHCA) 2008-2010 Emergency Department Database – Ambulatory Care-Sensitive Dental Conditions by the Florida Public Health Institute from data collected by the Health Council of Southeast Florida.