

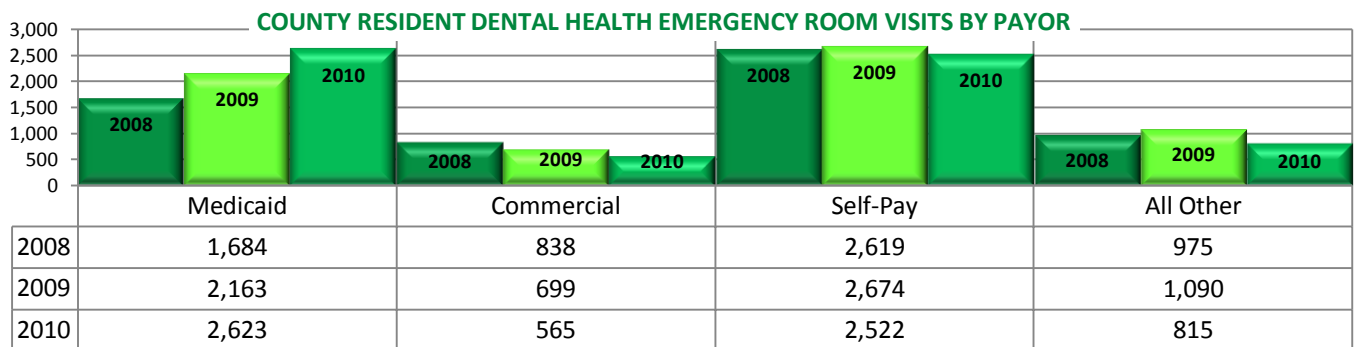
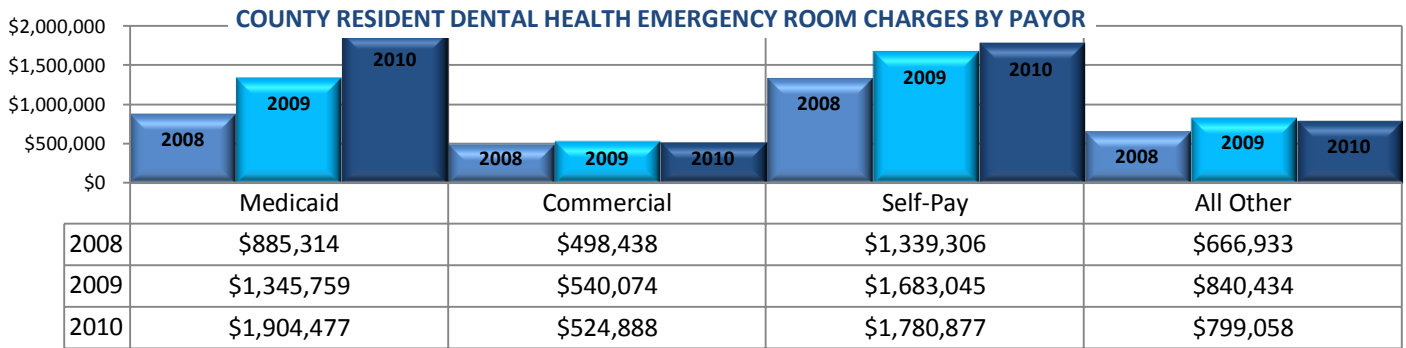
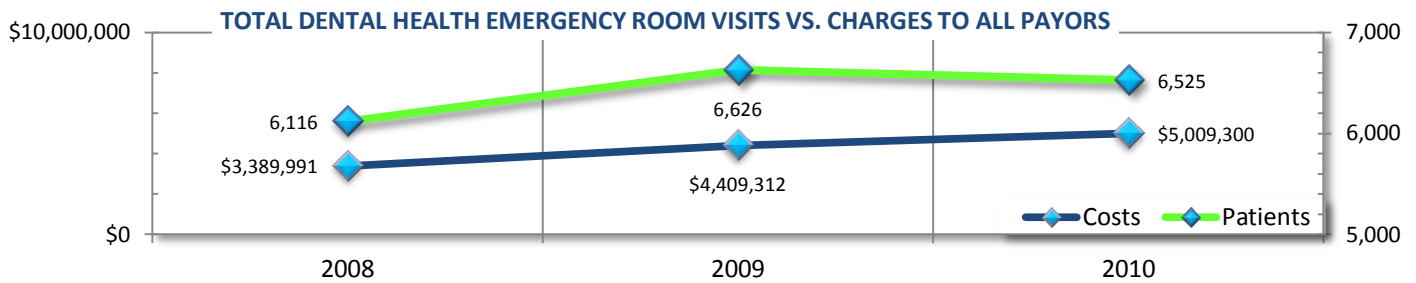
ORAL HEALTH EMERGENCY ROOM SPENDING IN POLK COUNTY

AN AVOIDABLE HEALTHCARE COST

TOTAL DENTAL HEALTH EMERGENCY ROOM VISITS BY HOSPITAL 2008 – 2010: ALL PATIENTS

	2008	2009	2010
BARTOW REGIONAL MEDICAL CENTER	788	786	621
HEART OF FLORIDA REGIONAL MEDICAL CENTER	898	960	952
LAKE WALES MEDICAL CENTER	361	415	417
LAKELAND REGIONAL MEDICAL CENTER	3,213	3,406	3,252
REGENCY MEDICAL CENTER	NO DATA	NO DATA	1
WINTER HAVEN HOSPITAL	740	885	1,029

POLK COUNTY RESIDENT-SPECIFIC DATA:



ORAL HEALTH EMERGENCY ROOM VISITS BY NUMBER OF POLK COUNTY CHILDREN BY AGE GROUP

0-4			5-9			10-14			15-19		
2008	2009	2010	2008	2009	2010	2008	2009	2010	2008	2009	2010
272	266	237	162	163	155	77	116	93	347	403	385

* An analysis of Florida Agency for Healthcare Administration (AHCA) 2008-2010 Emergency Department Database – Ambulatory Care-Sensitive Dental Conditions by the Florida Public Health Institute from data collected by the Health Council of Southeast Florida.