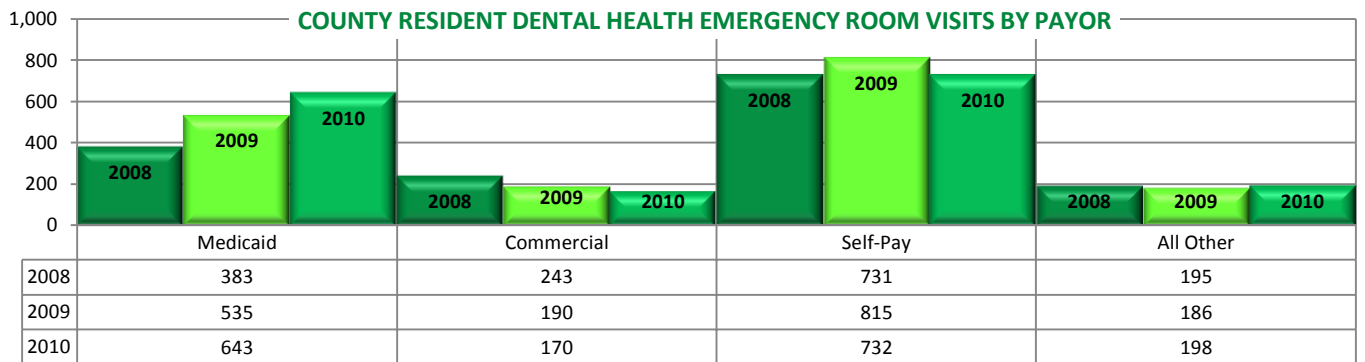
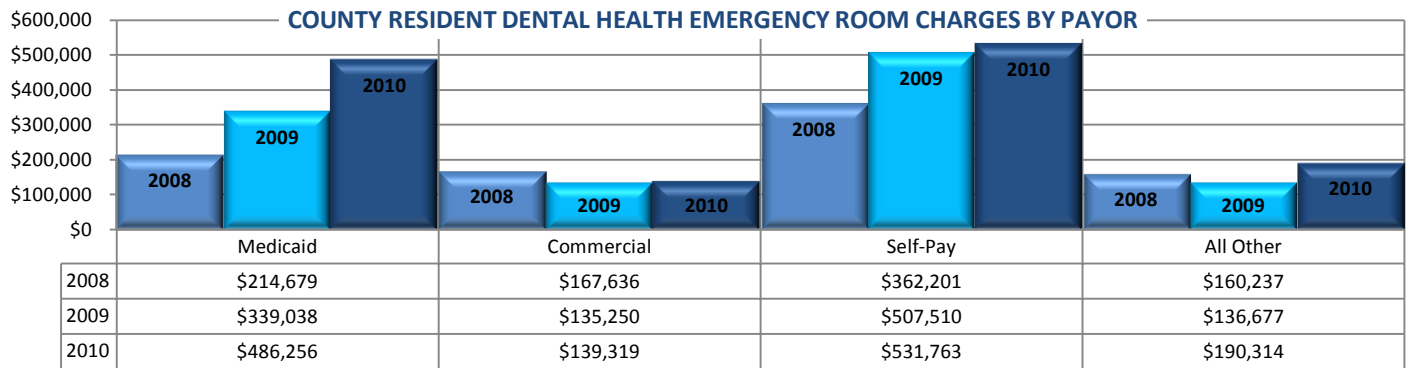
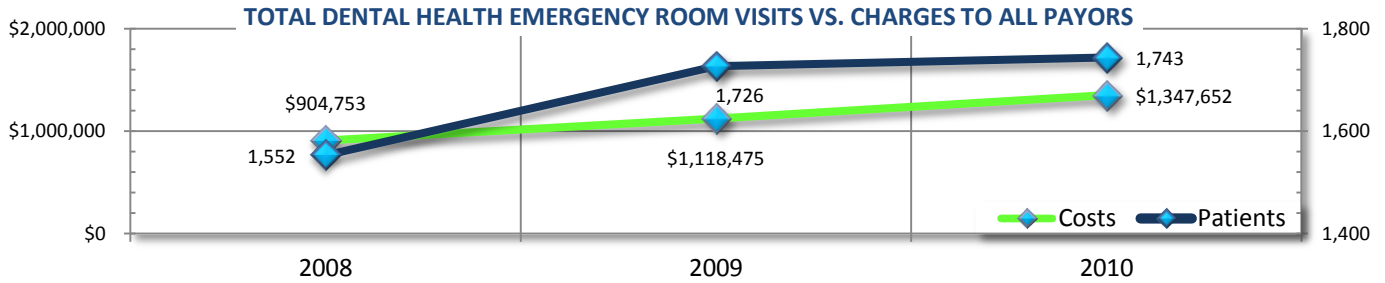


ORAL HEALTH EMERGENCY ROOM SPENDING IN SARASOTA COUNTY AN AVOIDABLE HEALTHCARE COST

DENTAL HEALTH EMERGENCY ROOM VISITS BY SARASOTA COUNTY HOSPITAL 2008 – 2010: ALL PATIENTS

	2008	2009	2010
DOCTORS HOSPITAL OF SARASOTA	237	284	253
ENGLEWOOD COMMUNITY HOSPITAL	209	216	127
SARASOTA MEMORIAL HOSPITAL	855	980	1,174
VENICE REGIONAL MEDICAL CENTER	320	360	314

SARASOTA COUNTY RESIDENT-SPECIFIC DATA:



ORAL HEALTH EMERGENCY ROOM VISITS BY NUMBER OF SARASOTA COUNTY CHILDREN BY AGE GROUP

0-4			5-9			10-14			15-19		
2008	2009	2010	2008	2009	2010	2008	2009	2010	2008	2009	2010
46	37	50	28	38	42	11	15	17	96	40	74

* An analysis of Florida Agency for Healthcare Administration (AHCA) 2008-2010 Emergency Department Database – Ambulatory Care-Sensitive Dental Conditions by the Florida Public Health Institute from data collected by the Health Council of Southeast Florida.