

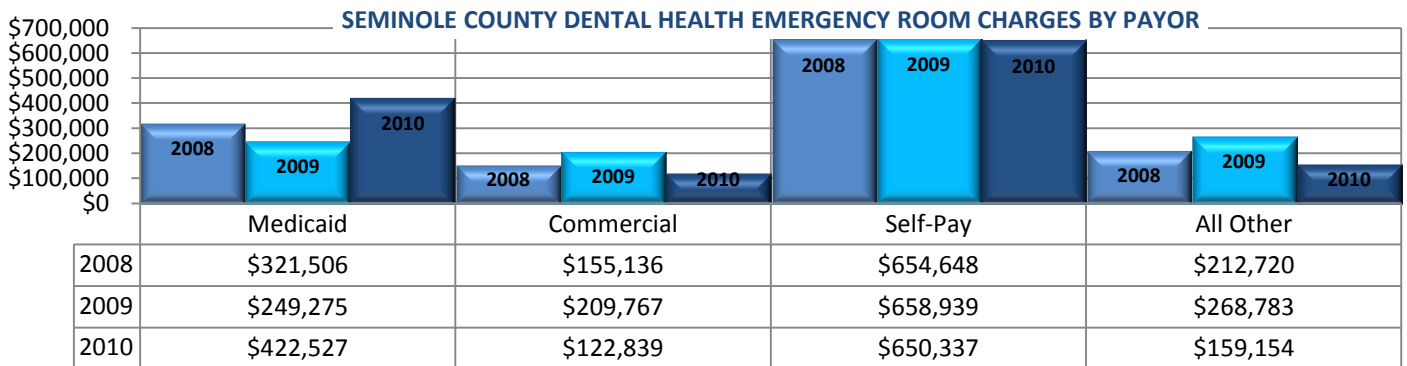
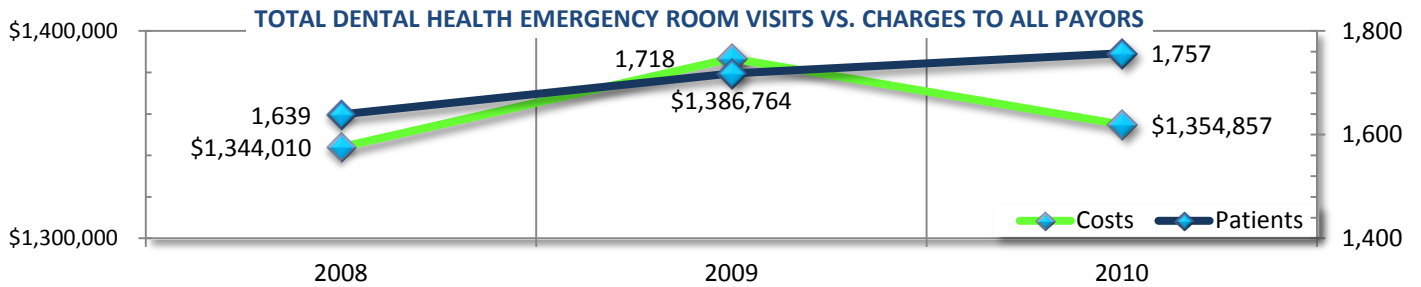
ORAL HEALTH EMERGENCY ROOM SPENDING IN SEMINOLE COUNTY*

AN AVOIDABLE HEALTHCARE COST

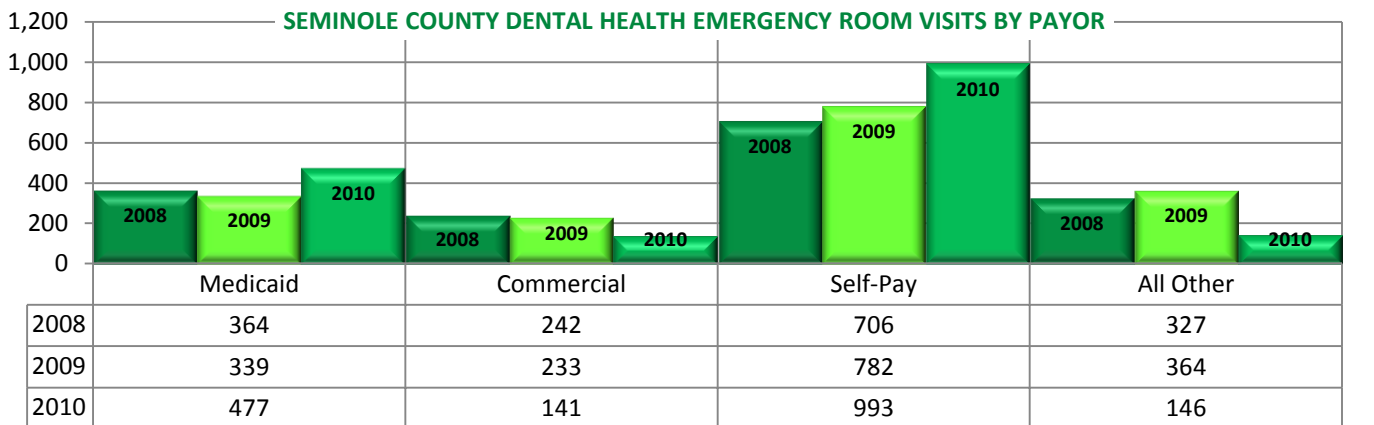
DENTAL HEALTH EMERGENCY ROOM VISITS BY SEMINOLE COUNTY HOSPITAL 2008 – 2010: ALL PATIENTS

	2008	2009	2010
CENTRAL FLORIDA REGIONAL HOSPITAL	791	646	633
FLORIDA HOSPITAL ALTAMONTE	732	835	983
SOUTH SEMINOLE HOSPITAL	571	618	609

RESIDENT-SPECIFIC SEMINOLE COUNTY DATA:



Note: Due to an apparent data-entry error to the AHCA database, self-Pay charges for 2008 are an estimation derived from averaging the self-pay charges for 2009 and 2010



ORAL HEALTH EMERGENCY ROOM VISITS BY NUMBER OF SEMINOLE COUNTY CHILDREN BY AGE GROUP

0-4			5-9			10-14			15-19		
2008	2009	2010	2008	2009	2010	2008	2009	2010	2008	2009	2010
49	49	55	29	29	38	30	30	25	99	99	92