

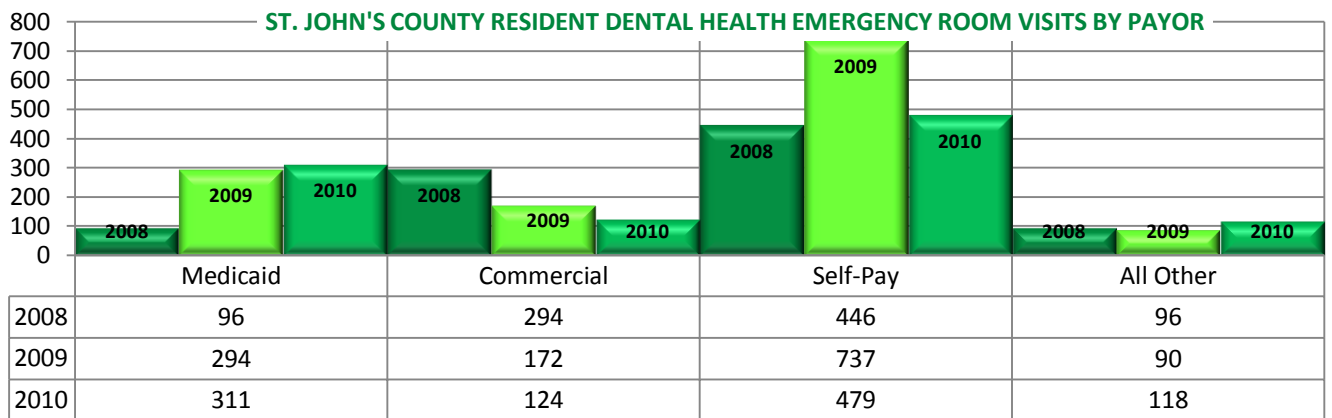
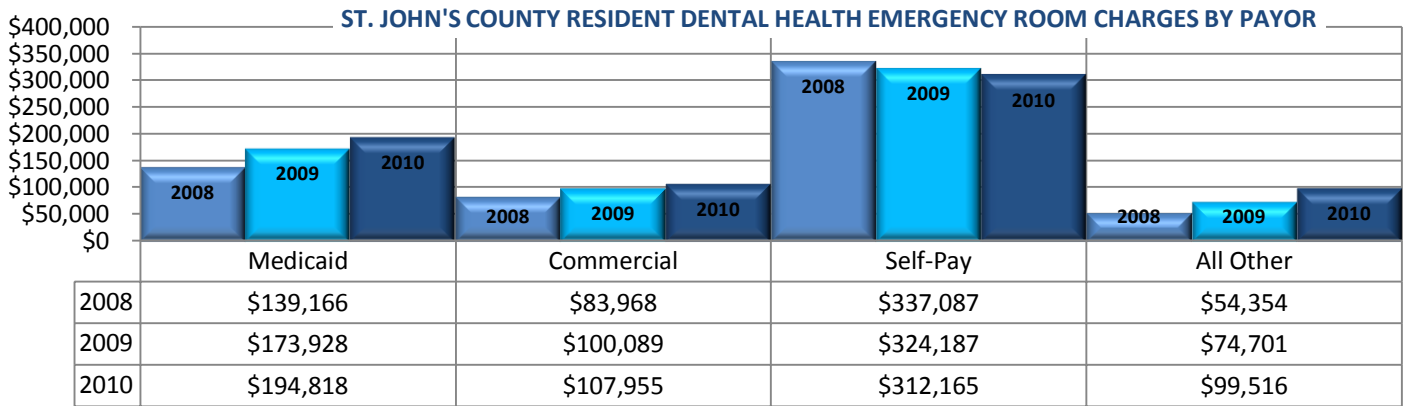
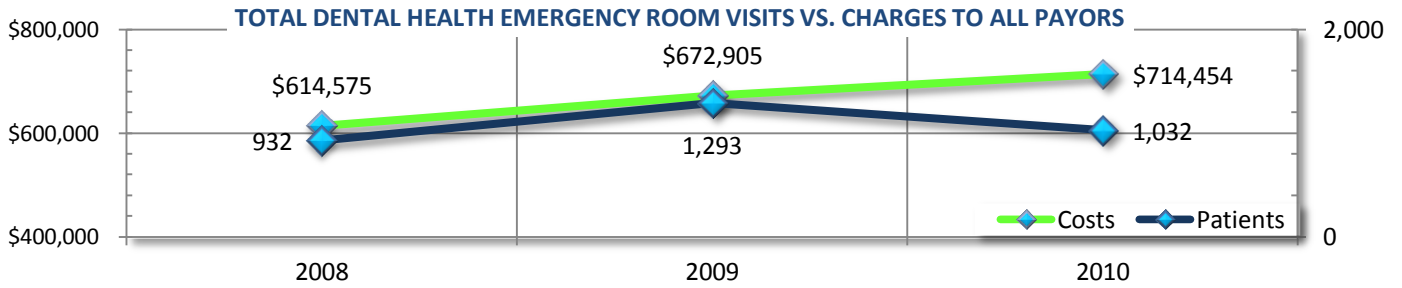
## ORAL HEALTH EMERGENCY ROOM SPENDING IN ST. JOHN'S COUNTY\*

### AN AVOIDABLE HEALTHCARE COST

#### DENTAL HEALTH EMERGENCY ROOM VISITS BY ST. JOHN'S COUNTY HOSPITAL 2008 – 2010: ALL PATIENTS

	2008	2009	2010
FLAGLER HOSPITAL	1242	907	932

#### RESIDENT-SPECIFIC ST. JOHN'S COUNTY DATA:



#### ORAL HEALTH EMERGENCY ROOM VISITS BY NUMBER OF ST. JOHN'S COUNTY CHILDREN BY AGE GROUP

0-4			5-9			10-14			15-19		
2008	2009	2010	2008	2009	2010	2008	2009	2010	2008	2009	2010
12	19	14	20	22	17	8	11	10	50	48	50

\* An analysis of Florida Agency for Healthcare Administration (AHCA) 2008-2010 Emergency Department Database – Ambulatory Care-Sensitive Dental Conditions by the Florida Public Health Institute from data collected by the Health Council of Southeast Florida.