

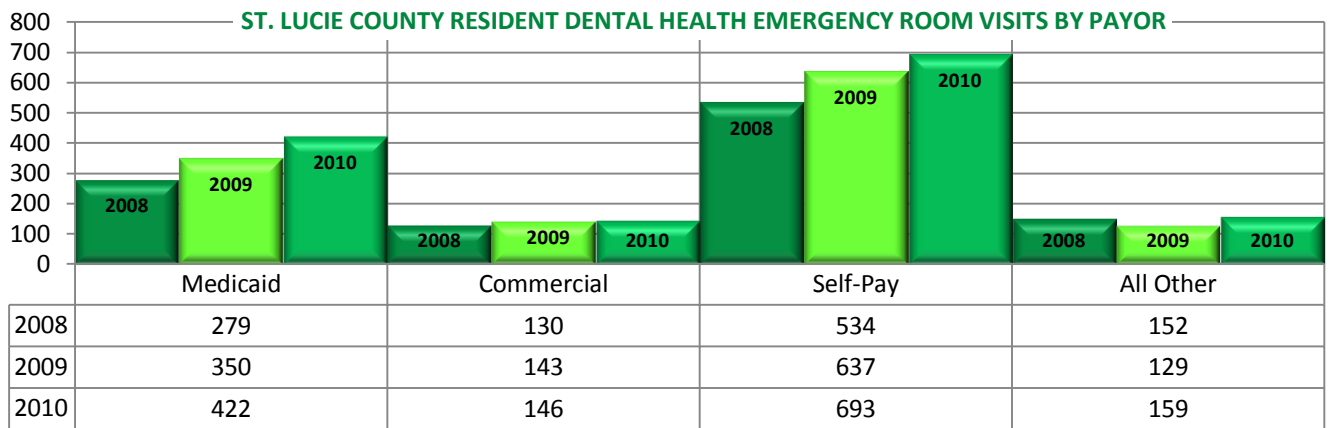
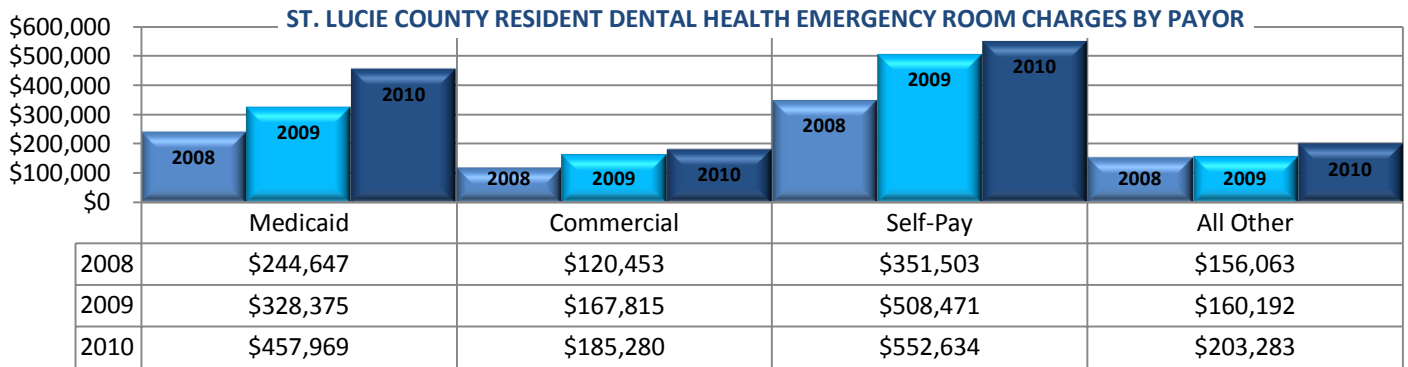
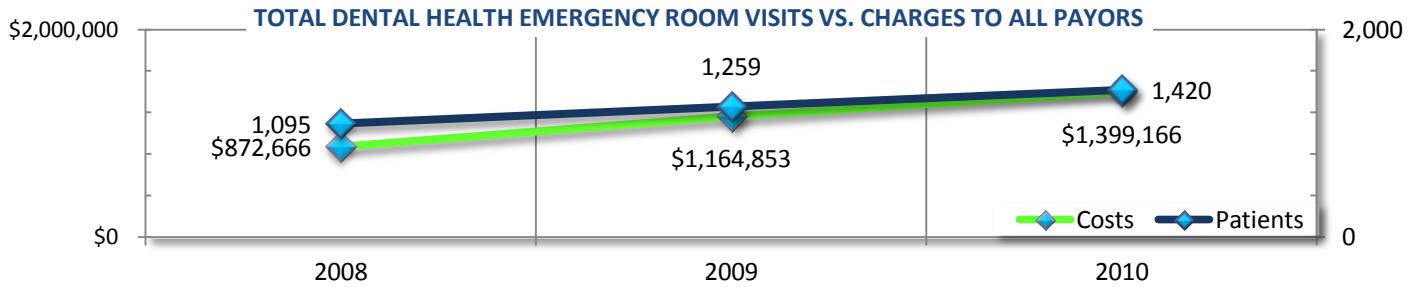
ORAL HEALTH EMERGENCY ROOM SPENDING IN ST. LUCIE COUNTY*

AN AVOIDABLE HEALTHCARE COST

DENTAL HEALTH EMERGENCY ROOM VISITS BY ST. LUCIE COUNTY HOSPITAL 2008 – 2010: ALL PATIENTS

	2008	2009	2010
LAWNWOOD REGIONAL MEDICAL CENTER & HEART INSTITUTE	599	608	605
ST. LUCIE MEDICAL CENTER	394	436	409

RESIDENT-SPECIFIC ST. LUCIE COUNTY DATA:



ORAL HEALTH EMERGENCY ROOM VISITS BY NUMBER OF ST. LUCIE COUNTY CHILDREN BY AGE GROUP

0-4		5-9			10-14			15-19			
2008	2009	2010	2008	2009	2010	2008	2009	2010	2008	2009	2010
35	45	64	40	30	41	16	19	20	68	79	94

* An analysis of Florida Agency for Healthcare Administration (AHCA) 2008-2010 Emergency Department Database – Ambulatory Care-Sensitive Dental Conditions by the Florida Public Health Institute from data collected by the Health Council of Southeast Florida.