

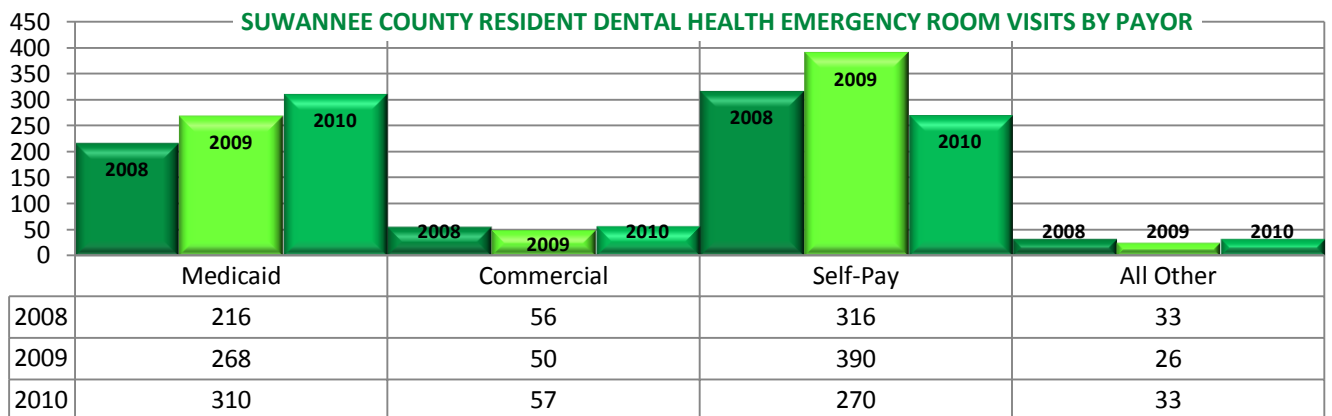
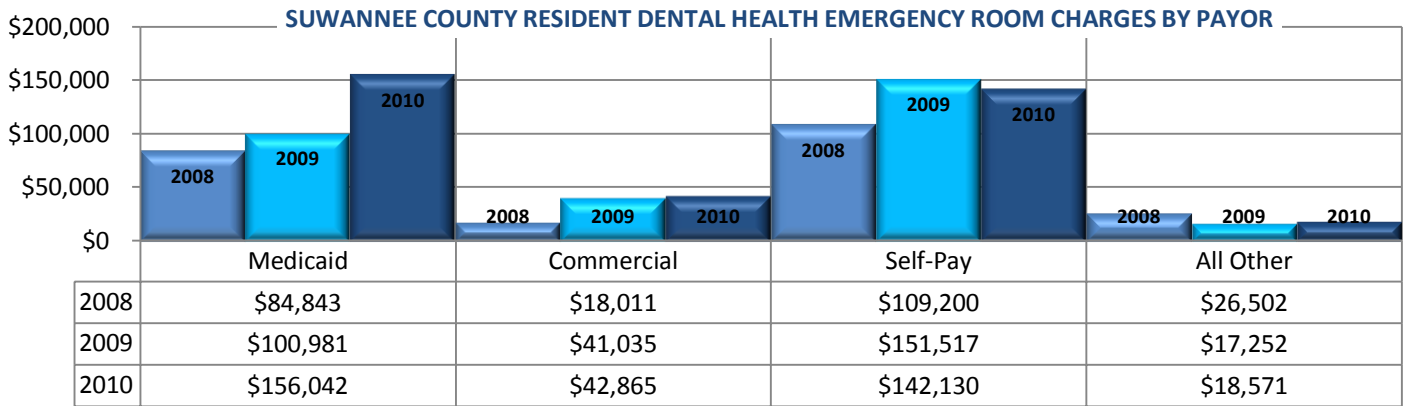
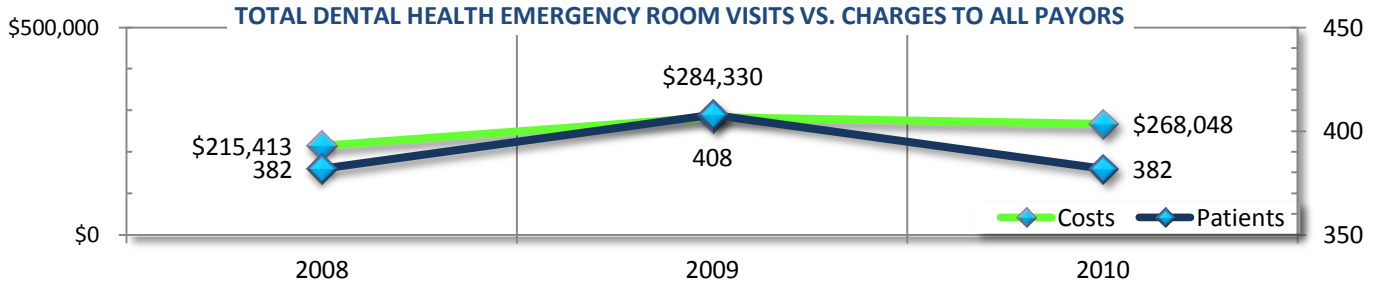
## ORAL HEALTH EMERGENCY ROOM SPENDING IN SUWANNEE COUNTY\*

### AN AVOIDABLE HEALTHCARE COST

#### DENTAL HEALTH EMERGENCY ROOM VISITS BY SUWANNEE COUNTY HOSPITAL 2008 – 2010: ALL PATIENTS

	2008	2009	2010
SHANDS AT LIVE OAK	535	673	612

#### RESIDENT-SPECIFIC SUWANNEE COUNTY DATA:



#### ORAL HEALTH EMERGENCY ROOM VISITS BY NUMBER OF SUWANNEE COUNTY CHILDREN BY AGE GROUP

0-4			5-9			10-14			15-19		
2008	2009	2010	2008	2009	2010	2008	2009	2010	2008	2009	2010
10	6	17	6	18	11	8	6	17	51	47	43

\* An analysis of Florida Agency for Healthcare Administration (AHCA) 2008-2010 Emergency Department Database – Ambulatory Care-Sensitive Dental Conditions by the Florida Public Health Institute from data collected by the Health Council of Southeast Florida.