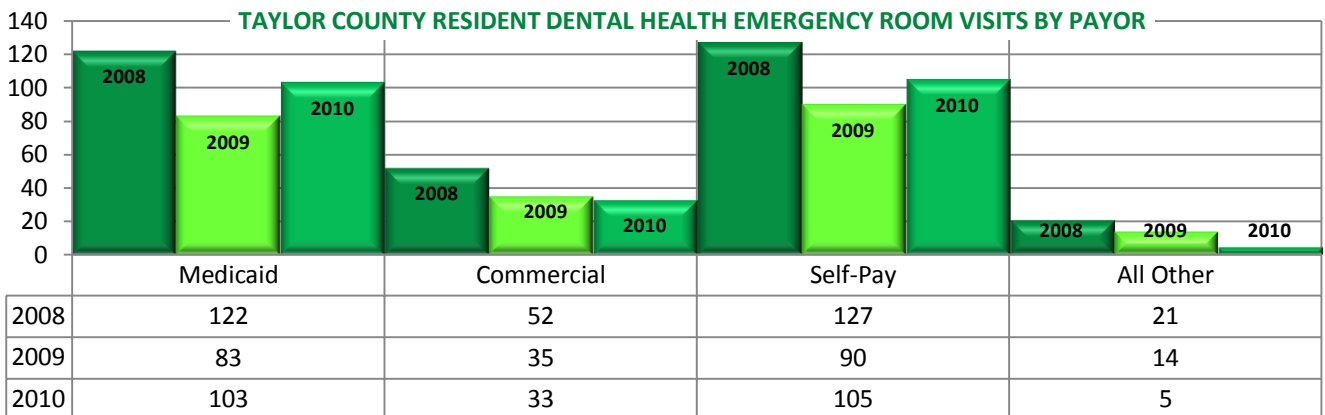
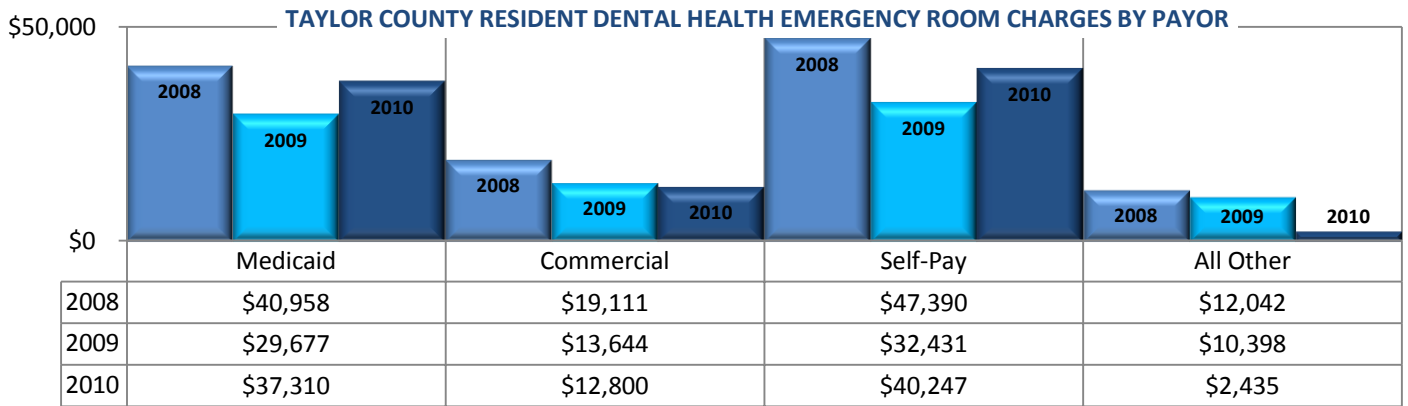
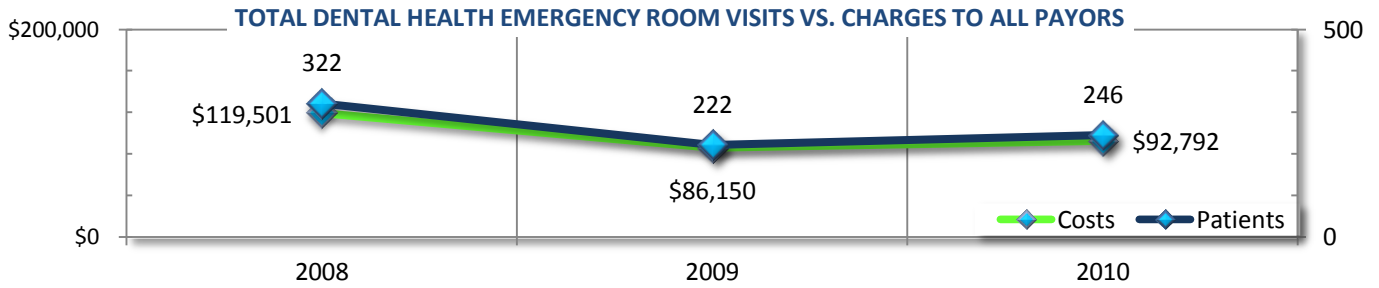


## ORAL HEALTH EMERGENCY ROOM SPENDING IN TAYLOR COUNTY\* AN AVOIDABLE HEALTHCARE COST

### DENTAL HEALTH EMERGENCY ROOM VISITS BY TAYLOR COUNTY HOSPITAL 2008 – 2010: ALL PATIENTS

	2008	2009	2010
DOCTORS MEMORIAL HOSPITAL, INC	365	267	264

### RESIDENT-SPECIFIC TAYLOR COUNTY DATA:



### ORAL HEALTH EMERGENCY ROOM VISITS BY NUMBER OF TAYLOR COUNTY CHILDREN BY AGE GROUP

0-4			5-9			10-14			15-19		
2008	2009	2010	2008	2009	2010	2008	2009	2010	2008	2009	2010
11	7	4	6	4	3	4	6	0	24	15	9

\* An analysis of Florida Agency for Healthcare Administration (AHCA) 2008-2010 Emergency Department Database – Ambulatory Care-Sensitive Dental Conditions by the Florida Public Health Institute from data collected by the Health Council of Southeast Florida.